


## Mid-Band 3-Beam 120° Sector 4x4 MIMO Antenna with RET [1695-2690 MHz]

# GP5712-08218

### Description:

- 4x4 MIMO panel antenna for high-capacity stadium/venue or special event applications
- 3-beam (12-port) covering 1695-2690 MHz
- Remote Electrical Tilt (RET) with independent control for each beam
- Patent pending technology allows for stable azimuth beam directions over the entire operating frequency band



### Electrical Specifications

Frequency Band [MHz]	1695-1910	1930-2020	2110-2200	2305-2360	2496-2690
Input Connector Type	12x 4.3-10(F)				
Gain, max. (dBi)	17.9	18.0	18.5	19.2	19.2
Gain, avg. (dBi)	16.3	17.1	17.4	17.5	17.5
Azimuth Beamwidth (°)	26	25	23	21	20
Azimuth Beam Spacing (°)	36				
Azimuth Beam Crossover (dB)	9			10	
Elevation Beamwidth (°)	14.8	13.4	12.1	11.3	10.5
Electrical Downtilt Range (°)	2 - 11				
First Upper Sidelobe Suppression (dB)	18.4	17.2	16.4	13.7	13.2
Front-to-Back Ratio, 180° (dB)	35				
VSWR / RL (dB)	1.5:1 / 14.0				
Port-to-Port Isolation, Intrabeam (dB)*	25				
Port-to-Port Isolation, Interbeam (dB)**	16				
PIM @ 2x43 dBm, (dBc)	-153				
Max Power per Port (W)	200				
Polarization (°)	Dual slant 45 (±45)				
Impedance (Ω)	50				

\* Port-port isolation between each cluster of four ports in the same 4x4 MIMO beam

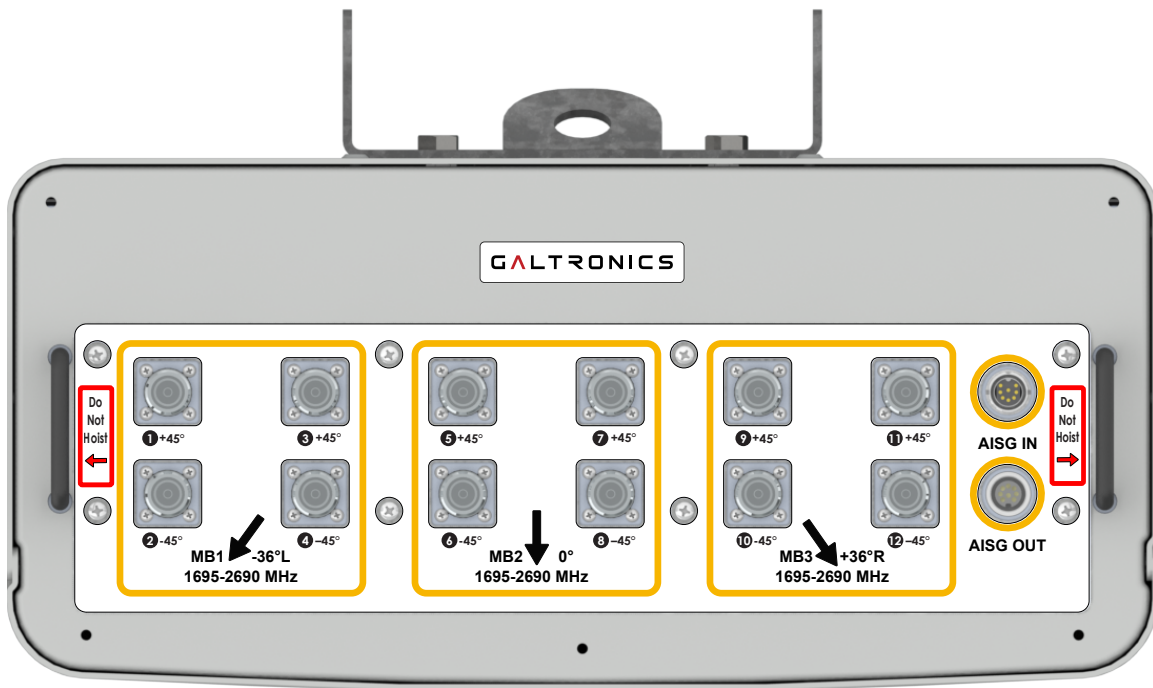
\*\* Port-port isolation between any combination of ports between different beams

RFD#: 8218; Revision: R3; Release Date: March 12, 2026;

## Electrical Specifications - BASTA

Frequency Band [MHz]	1695-1910	1930-2020	2110-2200	2305-2360	2496-2690
Gain Over All Tilts, avg. (dBi)	16.3	17.1	17.4	17.5	17.5
Gain Over All Tilts Tolerance (dB)	1.1	0.7	0.7	1.4	1.7
AZ Beamwidth Tolerance (°)	2.5	2.3	1.7	1.6	1.7
EL Beamwidth Tolerance (°)	1.2	0.6	0.5	0.7	0.8
Upper Sidelobe Suppression, Peak to +20° (dB)	15.6	13.9	13.8	10.6	10.5
Front-to-Back Ratio, Total Power, +/-30° (dB)	26	32	29	29	30
Cross-Polar Discrimination at Boresight (dB)	20.0	21.3	20.6	16.6	22.0
Azimuth Beam Peak Tolerance (°)	1.3	0.6	0.7	0.9	0.6
Azimuth Beam Crossover Tolerance (dB)	1.0	0.4	0.5	0.9	1.1

## Bottom Plate & Port Designation Details

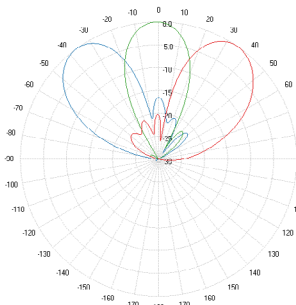


## Port/Beam Designator Table

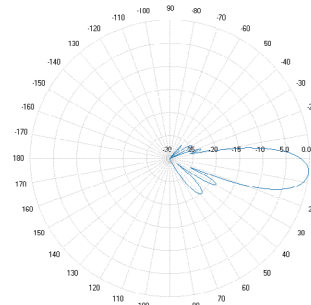
Frequency Range	Ports	Beam Assignment	AZ Beam Direction	Downtilt	Actuator ID
1695-2690 MHz	1 - 4	MB1	-36° L	2° - 11°	MB1(P1,P2,P3,P4)-Y1
1695-2690 MHz	5 - 8	MB2	0°	2° - 11°	MB2(P5,P6,P7,P8)-Y2
1695-2690 MHz	9 - 12	MB3	+36° R	2° - 11°	MB3(P9,P10,P11,P12)-Y3

RFD#: 8218; Revision: R3; Release Date: March 12, 2026;

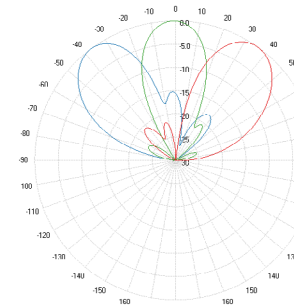
## 2D Antenna Patterns at Tilt 6°



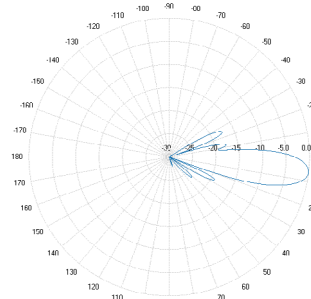
1800 MHz



1970 MHz

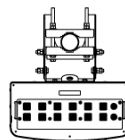
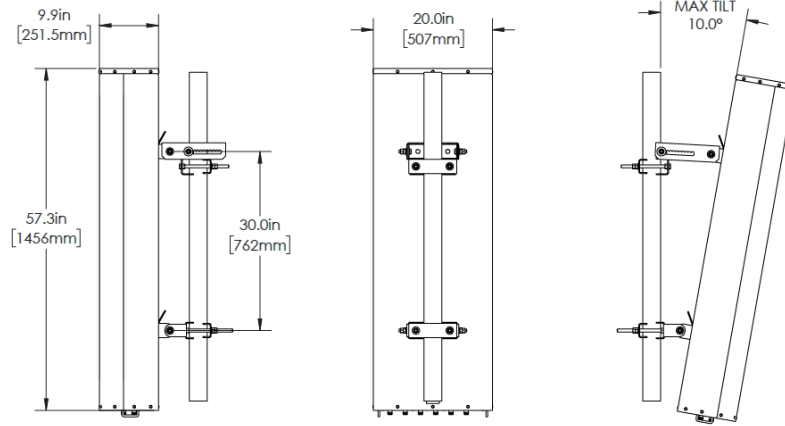


2155 MHz



2510 MHz

## Antenna Outline



**Mating Connector Torque:**  
4-3-10: 3.7 ft-lb (5 Nm)

RFD#: 8218; Revision: R3; Release Date: March 12, 2026;

## Mechanical Specifications


Operating Temperature	-40° to 158°F (-40° to +70°C)
Antenna Weight	68.5 lbs (31.1 kg)
Antenna Bracket Weight (MK-06989)	13.4 lb (6.1 kg)
Antenna Dimension (Height x Width x Depth)	57.3" (1456 mm) x 20.0" (507 mm) x 9.9" (251.5 mm)
Input Connector Type	12x 4.3/10(F)
RET Specification	Internal, AISG 2.0
Radome Material	ASA
Radome Color	Gray
Environmental Rating	Outdoor
Wind Load, Front (@ 150 km/h)*	785.4 N / 177.0 lbf
Wind Load, Side (@ 150 km/h)*	497.0 N / 112.0 lbf
Wind Load, Max (@ 150 km/h)*	1055.6 N / 237.0 lbf
Wind Survival Rating	150 mph (241 km/h)

\* Wind load based on calculations according to TIA-222-H

## Part Numbers & Ordering Options

Description	Color	Mounting Kit	Part Number
Mind-band 3-beam 120° Sector 4x4 MIMO Antenna with 12x 4.3-10(F) Connectors	Gray	Includes MK-06989 Mounting Bracket Assemblies	GP5712-08218-112

## Mounting Brackets & Optional Accessories

Description	Part Number
<p><b>Heavy Duty Mounting Bracket (wind speed of 150 mph) [Included]</b></p> <p>The MK-06989 standard mounting bracket allows for easy installation of this Galtronics Multibeam Antenna. It provides 0°-10° of mechanical downtilt adjustability, and fits pole diameters ranging from 2" to 4.5".</p> <p><b>Note:</b> The MK-06989 mounting bracket can also be ordered separately.</p>	 <p>MK-06989</p>

RFD#: 8218; Revision: R3; Release Date: March 12, 2026;