

20°/20° 4-Port Directional Panel Antenna [1695-2690 and 3300-4200 MHz]

GP2404-07751



Description:

- Single-sector 4-Port MIMO antenna for high capacity stadium and venue applications
- 20°/20° beamwidth dual-polarized covering AWS/PCS/WCS/BRS, and C/CBRS Bands
- Exceptional beam sharpness
- 2x ports for 1695-2690 MHz and 3300-4200 MHz
- 2x ports for 3300-4200 MHz

1695-2690 & 3300-4200 MHz Directional Panel Antenna

Electrical Specifications

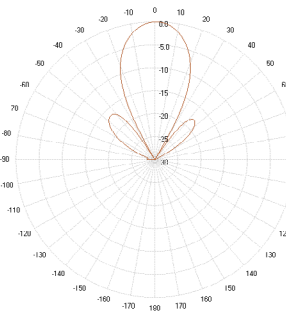
Frequency Range (MHz)	1695-2200	2305-2360	2496-2690	3300-3550	3550-3700	3700-4200
Input Connector Type	2 x 4.3-10 (F)					
				2 x 4.3-10 (F)		
Port-to-Port Isolation (dB)	25					
VSWR / RL (dB)	1.5:1 / 14.0					
Impedance (Ω)	50					
Polarization (°)	Dual slant 45 (±45)					
Horizontal Beamwidth (°)	24	20	18	20	19	18
Vertical Beamwidth (°)	24	19	19	20	19	17
Gain, max. (dBi)	17.2	17.3	18.4	18.0	18.3	18.9
Gain, avg. (dBi)	16.0	16.8	17.8	16.9	17.5	18.0
Front-to-Back Ratio @ 180° (dB)	45					
Max Power / Port (Watt)	100			100		
PIM @ 2x43 dBm (dBc)	-153			-145		

Mechanical Specifications

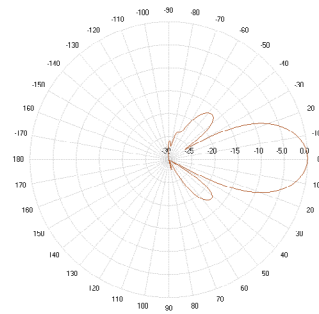
Operating Temperature	-40° to 158°F (-40° to +70°C)
Antenna Weight	17 lbs (7.7kg)
Antenna Dimension (Height x Width x Depth)	23.5" (597.5 mm) x 23.5" (597.5 mm) x 4.2" (107.5 mm)
Radome Material	ASA
Radome Color	Gray
Environment Rating	Outdoor
Wind Survival Rating	150 mph (241 km/h)

RFD#: 7751 ; Revision: R2; Release Date: June 26, 2023;

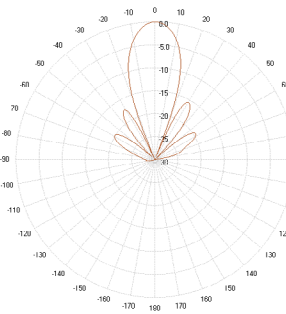
2D Antenna Patterns



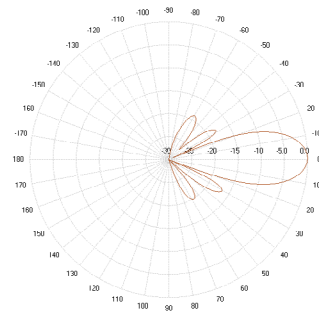
1770 MHz



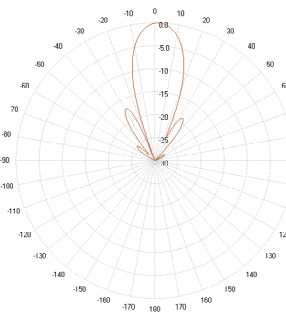
1940 MHz



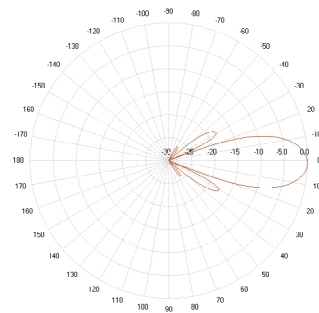
2496 MHz



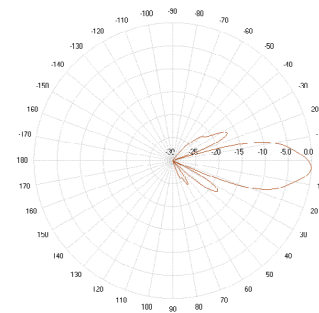
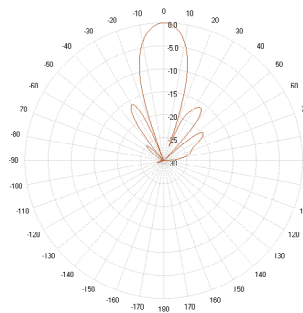
3450 MHz



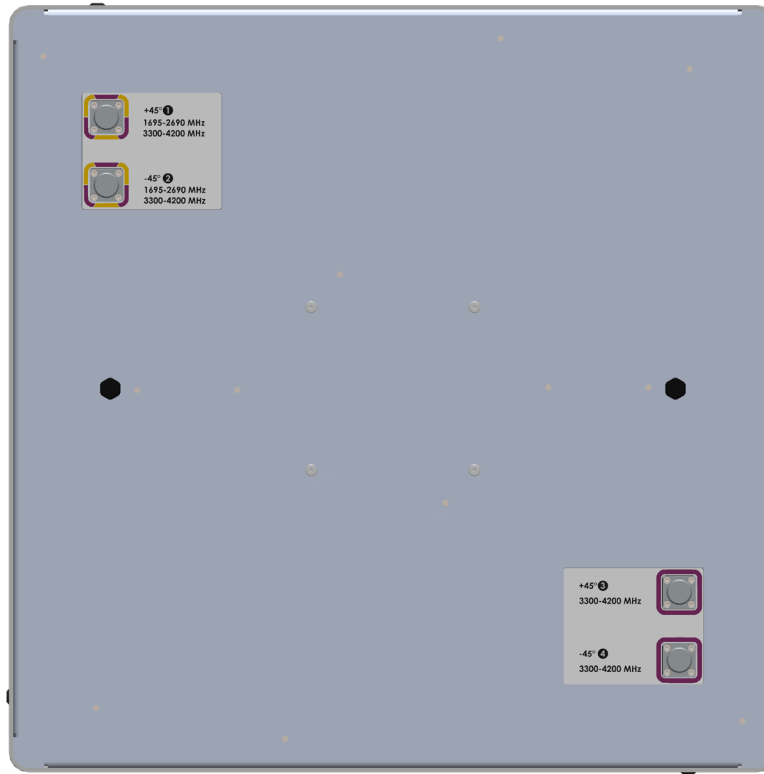
3690 MHz



3840 MHz

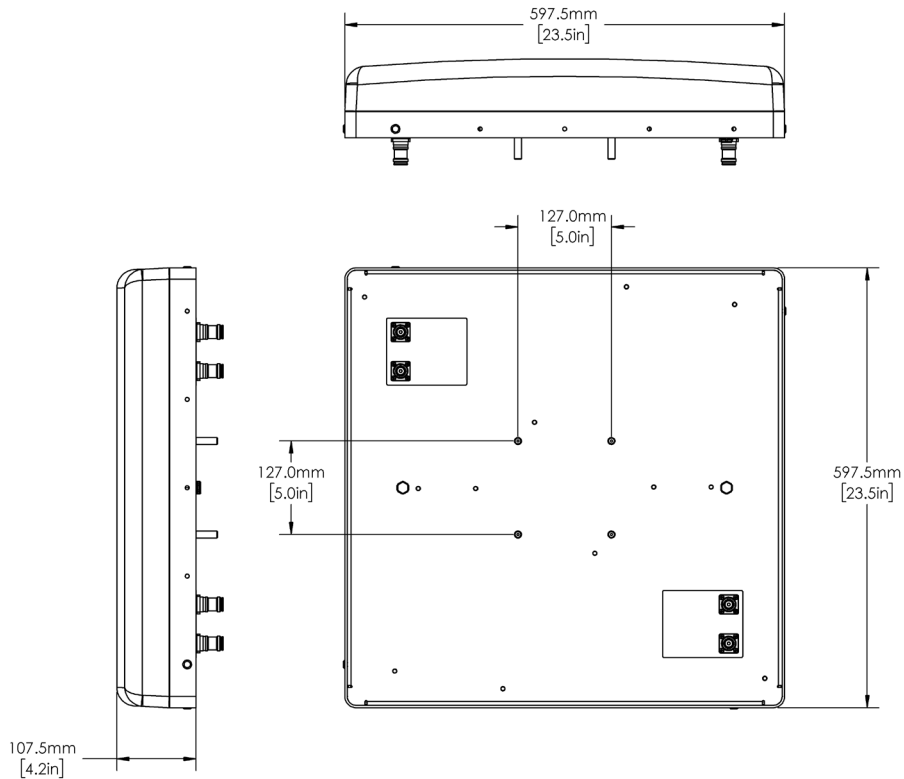


Antenna Rear View & Port Designation Details



Mating Connector Torque:
4.3-10: 3.7 ft-lb (5 Nm)

Antenna Outline

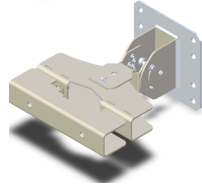




RFD#: 7751 ; Revision: R2; Release Date: June 26, 2023;

Part Numbers & Ordering Options

Description	Color	Mounting Kit	Part Number
4-Port 20° x 20° Pattern Directional Panel Antenna with 4x 4.3-10 (F) Connectors	Gray	Includes 62-45-09 mounting kit	GP2404-07751-112

Mounting Kit and Accessories Part Numbers

Description:	Part Number:
<p>Heavy Duty Mounting Bracket (150 mph) [INCLUDED]</p> <p>The mounting bracket allows wall and pole mounting with flexible and continuous antenna adjustment in the horizontal and vertical plane.</p>	 <p>62-45-09 (Included)</p>
<p>2 Axis Pole/Wall Mounting Bracket (150 mph) [OPTIONAL]</p> <p>Galtronics' mounting bracket offers an easy installation solution to mount Galtronics' stadium antennas to either a pole or a wall. When attaching the antenna to a wall please make sure to select appropriate fasteners (not included).</p>	 <p>62-28-09 (Sold Separately)</p>
<p>Heavy Duty Mounting Bracket (150 mph) [OPTIONAL]</p> <p>This standard mounting bracket offers an easy installation solution to mount the antenna to either a horizontal or a vertical pole.</p>	 <p>MK-07305 (Sold Separately)</p>