


**Ultra Wideband 4x4 MIMO Antenna [617-960, 1695-2690, 3300-4200, 5000-6000 MHz]**

# PEAR™ GI1604-06837

## Description:

- Ceiling mount omni directional antenna covering 617-960, 1695-2690, 3300-4200 and 5000-6000 MHz.
- MIMO iDAS and Venue applications requiring ceiling mounted omni antennas.
- 4 x 4 MIMO coverage over very wide frequency range for 2G/3G/4G/5G system applications.



617-960, 1695-2690, 3300-4200 and 5000-6000 MHz 4x4 MIMO Omni Antenna

## Electrical Specifications

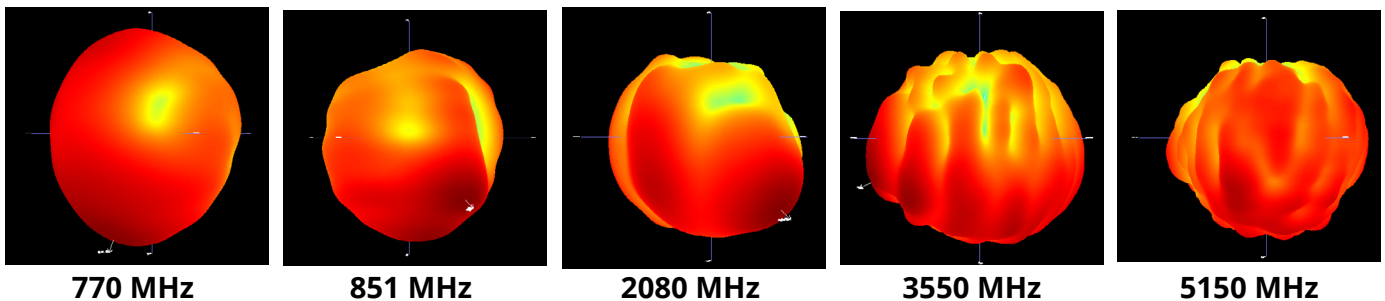
Frequency Band [MHz]	617-698	698-806	806-960	1695-1850	1850-1990	1990-2200	2200-2400	2405-2700	3300-4200	5000-6000
<b>Input Connector Type</b>	4x 4.3-10(F) Pigtail (17", 43.2 cm)									
<b>VSWR (max.) /RL (min.)</b>	1.8:1 / 11.0 dB					1.7:1 / 12.0 dB				
<b>Impedance</b>	50 Ω									
<b>Polarization</b>	Linear									
<b>Horizontal Beamwidth</b>	Omni (360°)									
<b>Isolation (min.)</b>	10 dB	12 dB		17 dB				20 dB		
<b>Gain (max.)</b>	5.8 dBi	6.1 dBi	5.7 dBi	5.7 dBi	5.8 dBi	7.9 dBi	7.9 dBi	7.4 dBi	8.1 dBi	9.7 dBi
<b>Gain (avg.)</b>	4.8 dBi	4.9 dBi	5.1 dBi	5.1 dBi	5.3 dBi	6.4 dBi	6.3 dBi	6.7 dBi	6.5 dBi	8.0 dBi
<b>Max Power / Port</b>	50 W @77°F (25°C)									1W @77°F (25°C)
<b>PIM @ 2x43 dBm</b>	N/A	<-153 dBc						<-145 dBc		N/A

## Mechanical Specifications

<b>Operating Temperature</b>	-40° to 158°F (-40° to +70°C)
<b>Antenna Weight</b>	3 lbs (1.4 kg)
<b>Antenna Diameter</b>	16" (406 mm)
<b>Antenna Height</b>	4.65" (118 mm)
<b>Radome Material</b>	PC / ABS, UL 94-V0 Compliant
<b>Pigtail</b>	Plenum Rated
<b>RoHS</b>	Compliant
<b>Radome Color</b>	White*
<b>Ingress Protection</b>	Indoor


\* Radome can be painted with recommended paint "Krylon fusion for plastic"

## Antenna Patterns





\* 3D patterns showing antenna radiation direction facing down.

## Back View and Port Description



### Part Numbers, Ordering Options and Accessories

<b>Description:</b>	<b>Part Number:</b>
<b>Antenna with 4x 4.3-10 DIN (F) Connectors</b>	GI1604-06837-112
<b>Mounting Bracket(s):</b>	<b>Part Number:</b>
<p><b>Below Ceiling Installation (Standard)</b></p> <p>Fasteners for below suspended ceiling mounting included with antenna. Maximum ceiling thickness 1.18" (30mm).</p> <p>Instructions: Drill a 1.18" (30mm) hole in the ceiling tile. Secure the antenna to the ceiling tile with the supplied plastic nut. <b>Included with antenna.</b></p>	
<p><b>Above Ceiling Installation Bracket (Optional)</b></p> <p>The antenna can be installed above suspended ceilings by using this optional mounting kit.</p>	 <p>62-13-03</p>

**Mating Connector Torque:**  
4.3-10 44.3 in-lb (5 Nm)

Copyright © 2021– Galtronics Corporation Ltd.  
Proprietary Information. All rights reserved. Galtronics reserves the right to modify or amend any antenna or specification without prior notice.