

Wall/Panel Mount MIMO Antenna [617-960MHz, 1695-2690MHz and 3300-4200MHz]

PEAR™ GI1304-06847



617-960MHz, 1695-2690MHz and 3300-4200MHz,
Directional Panel Antenna

Description:

- Directional MIMO antenna for indoor/outdoor DAS & high capacity venues.
- Dual polarized beams covering Low, Mid, High and CBRS bands.
- 2x ports for 617-960 and 1695-2690 MHz
- 2x ports for 3300-4200 MHz

Electrical Specifications

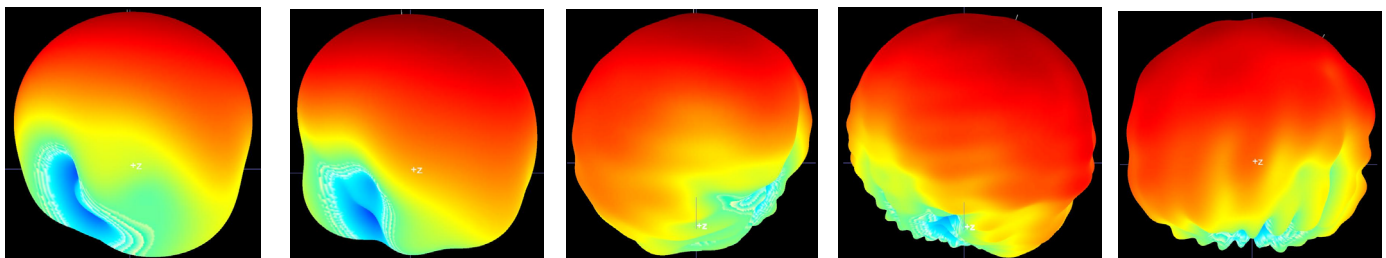
| Frequency Band [MHz] | 617-698 | 698-806 | 806-960 | 1695-2200 | 2300-2690 | 3300-4200 |
|---------------------------|--|-----------|---------|-----------|-----------|--|
| Input Connector Type | 2x 4.3-10 (F) w/ Pigtails (17"/43.2cm) | | | | | 2x 4.3-10 (F) w/ Pigtails (17"/43.2cm) |
| VSWR (Max.) /RL (Min.) | 1.7:1/12 dB | | | | | |
| Impedance | 50 Ω | | | | | |
| Polarization | Dual Slant 45° (±45°) | | | | | |
| Isolation (Min.) | 17 dB | | | 20 dB | | |
| Horizontal Beamwidth | 82° | 75° | 73° | 71° | 73° | 64° |
| Vertical Beamwidth | 70° | 68° | 69° | 63° | 66° | 54° |
| Gain (Max.) | 7.8 dBi | 8.1 dBi | 7.4 dBi | 7.5 dBi | 7.0 dBi | 8.5 dBi |
| Gain (Avg.) | 6.8 dBi | 6.9 dBi | 6.4 dBi | 6.9 dBi | 6.5 dBi | 6.7 dBi |
| Downtilt | 0° Fixed | | | | | |
| Front-to-Back Ratio, 180° | 28 dB | 29 dB | 27 dB | 33 dB | 32 dB | 35 dB |
| Max Power / Port | 100W | | | | | 50W |
| PIM @ 2x43 dBm | N/A | <-153 dBc | | | | <-145 dBc |

Mechanical Specifications

| | |
|---------------------------|---|
| Operating Temperature | -40° to 158°F (-40° to +70°C) |
| Antenna Weight | 4.6 lbs (2.1 kg) |
| Antenna Dimension (HxWxD) | 13.8" (350 mm) x 13.2" (335 mm) x 5.0" (127 mm) |
| Radome Material | ASA |
| Wind Survival Rating | 150 mph (241 km/h) |
| Radome Color | RAL 9016 (white)* |
| Ingress Protection | Indoor/Outdoor (IP65) |

* Radome can be painted with recommended paint "Krylon fusion for plastic"

Antenna Patterns



640 MHz

817 MHz

1740 MHz

2513 MHz


3550 MHz






GALTRONICS

A Baylin Technologies Company

Back View and Port Labels



Part Numbers, Ordering Options and Accessories

| Description: | Part Number: |
|---|---|
| Antenna with 4x 4.3-10 (F) Connectors (Including MK-07305 Wall/Pole Mounting Bracket) | GI1304-06847-112 |
| Mounting Bracket(s): | Part Number: |
| <p>Heavy Duty Mounting Bracket (wind speed of 150 mph) [Included]</p> <p>This standard mounting bracket offers an easy installation solution to mount the antenna to either a horizontal or a vertical pole.</p> |  <p>MK-07305</p> |
| <p>1 or 2 Axis Pole/Wall Mounting Bracket (wind speed up to 170 mph) [Optional]</p> <p>The mounting bracket allows wall and pole mounting with flexible and continuous antenna adjustment in the horizontal and vertical plane.</p> |  <p>62-45-09</p> |
| <p>2 Axis Pole/Wall Mounting Bracket (150 mph) [Optional]</p> <p>Galtronics' mounting bracket offers an easy installation solution to mount Galtronics' stadium antennas to either a pole or a wall. When attaching the antenna to a wall please make sure to select appropriate fasteners (not included).</p> |  <p>62-28-09</p> |

Mating Connector Torque:
4.3-10: 3.7 ft-lb (5 Nm)

Copyright © 2021 – Galtronics Corporation Ltd.
Proprietary Information. All rights reserved. Galtronics reserves the right to modify or amend any antenna or specification without prior notice.