


**Small Form Factor Ultra Wideband MIMO Antenna [617-960, 1695-2690, 3300-4200, 5000-6000 MHz]**

# PEAR™ GI0802-06835

## Description:

- Ceiling mount omni directional antenna covering 617-960, 1695-2690, 3300-4200 and 5000-6000 MHz.
- MIMO IDAS and Small Cell applications requiring ceiling mounted omni antennas.



617-960, 1695-2690, 3300-4200 and 5000-6000 MHz Omni Antenna

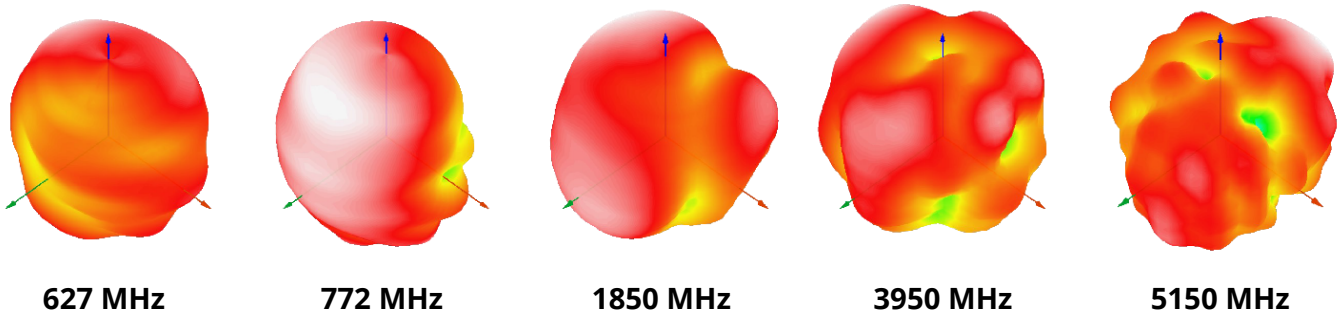
## Electrical Specifications

Frequency Band [MHz]	617-698	698-806	806-960	1695-1850	1850-1990	1990-2180	2180-2400	2400-2690	3300-4200	5000-6000	
<b>Input Connector Type</b>	2x 4.3-10(F) Pigtail (17", 43.2 cm)										
<b>VSWR (max.) /RL (min.)</b>	1.8:1 / 11.0 dB				1.7:1 / 12.0 dB						
<b>Impedance</b>	50 Ω										
<b>Polarization</b>	Vertical & Horizontal										
<b>Horizontal Beamwidth</b>	Omni (360°)										
<b>Isolation (min.)</b>	12 dB				17 dB						
<b>Gain (max.)</b>	3.1 dBi	3.6 dBi	3.9 dBi	4.5 dBi	6.0 dBi	6.0 dBi	5.5 dBi	6.8 dBi	6.7 dBi	9.7 dBi	
<b>Gain (avg.)</b>	1.9 dBi	2.8 dBi	3.0 dBi	3.9 dBi	4.3 dBi	4.2 dBi	4.6 dBi	6.0 dBi	5.6 dBi	7.7 dBi	
<b>Max Power / Port</b>	50 W @77°F (25°C)									1W @77°F (25°C)	
<b>PIM @ 2x43 dBm</b>	<-153 dBc								<-145 dBc	N/A	

## Mechanical Specifications

<b>Operating Temperature</b>	-40° to 158°F (-40° to +70°C)
<b>Antenna Weight</b>	0.95 lbs (0.43 kg)
<b>Antenna Diameter</b>	8.2" (208 mm)
<b>Antenna Height</b>	2.8" (72 mm)
<b>Radome Material</b>	PC / ABS, UL 94-V0 Compliant
<b>Pigtail</b>	Plenum Rated
<b>RoHS</b>	Compliant
<b>Radome Color</b>	RAL 9016 (white)*
<b>Ingress Protection</b>	Indoor

\* Radome can be painted with recommended paint "Krylon fusion for plastic"



Copyright © 2021– Galtronics Corporation Ltd.

Proprietary Information. All rights reserved. Galtronics reserves the right to modify or amend any antenna or specification without prior notice.




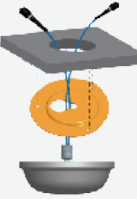

**GALTRONICS**

A Baylin Technologies Company

## Back View and Port Description



## Part Numbers, Ordering Options and Accessories

Description:	Part Number:
<b>Antenna with 2x 4.3-10 DIN (F) Connectors</b>	G10802-06835-112
Mounting Bracket(s):	Part Number:
<p><b>Below Ceiling Installation (Standard)</b></p> <p>Fasteners for below suspended ceiling mounting included with antenna. Maximum ceiling thickness 1.18" (30mm).</p> <p>Instructions: Drill a 1.18" (30mm) hole in the ceiling tile. Secure the antenna to the ceiling tile with the supplied plastic nut.</p> <p><b>Included with antenna.</b></p>	
<p><b>Hard Ceiling Installation Bracket (Optional)</b></p> <p>The hard ceiling mounting bracket allows for installation onto drywall ceilings possible by eliminating additional access above the antenna.</p>	 <p>62-31-09</p>
<p><b>Above Ceiling Installation Bracket (Optional)</b></p> <p>The antenna can be installed above suspended ceilings by using this optional mounting kit.</p>	 <p>62-46-03</p>

**Mating Connector Torque:**  
4.3-10 44.3 in-lb (5 Nm)

Copyright © 2021– Galtronics Corporation Ltd.

Proprietary Information. All rights reserved. Galtronics reserves the right to modify or amend any antenna or specification without prior notice.