


## 30°/30° 4-Port Directional Panel Antenna [698-960, 1695-2690 & 3300-4200 MHz]

# GP2904-W7750

### Description:

- Single-sector 4-Port MIMO antenna for high capacity stadium and venue applications
- 30°/30° beamwidth dual-polarized covering Band700/800/900, AWS/PCS/WCS/BRS, and C/CBRS Bands
- 2x ports for 698-960 MHz, 1695-2690 MHz and 3300-4200 MHz
- 2x ports for 3300-4200 MHz



4-Port 30°x30° Pattern Directional Panel Antenna

### Electrical Specifications


Frequency Band [MHz]	698-806	806-896	896-960	1695-2200	2300-2400	2496-2690	3300-3550	3550-3700	3700-4200
Input Connector Type	2 x 4.3-10 (F)								
Port-to-Port Isolation (dB)	20								
VSWR /RL (dB)	1.5:1 / 14.0								
Impedance (Ω)	50								
Polarization (°)	Dual slant 45 (±45)								
Horizontal Beamwidth (°)	32	28	26	30	24	22	30	27	24
Vertical Beamwidth (°)	32	30	26	29	25	20	27	25	23
Gain, dBi (max.)	12.8	13.5	13.3	14.8	14.9	15.0	15.1	15.4	16.1
Gain, dBi (avg.)	12.2	12.6	13.0	13.6	14.3	14.5	13.8	14.2	14.5
Front-to-Back Ratio@180°, dB	35								
Max Power / Port, Watts	100						100		
PIM @ 2x20W, dBc (max.)	-153						-145		

### Mechanical Specifications

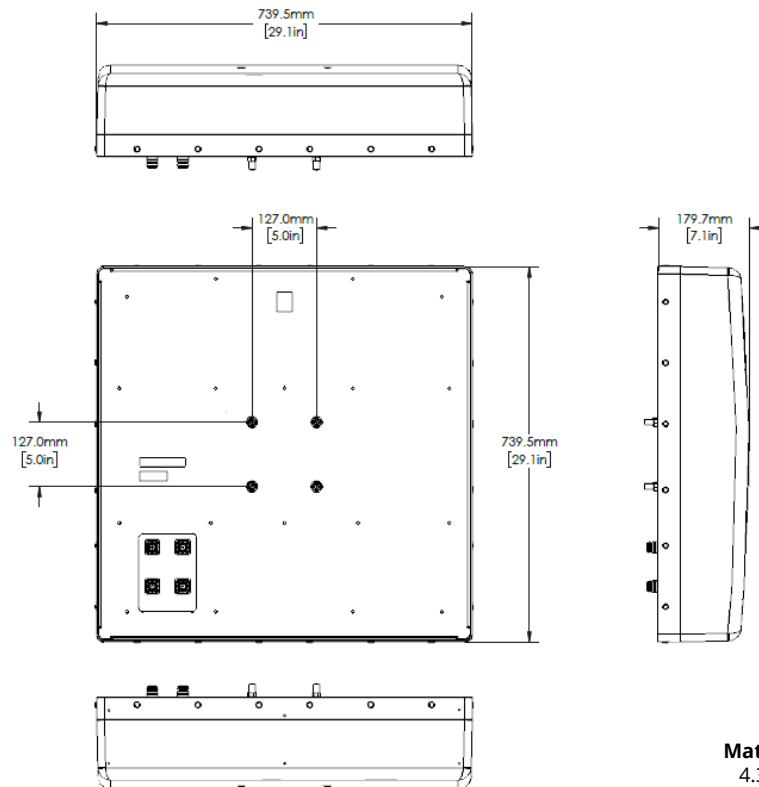
Operating Temperature	-40° to 158°F (-40° to +70°C)
Antenna Weight	24.5 lbs (11.1kg)
Antenna Dimension (HxWxD)	29.1" (739.5 mm) x 29.1" (739.5 mm) x 7.1" (179.7 mm)
Radome Material	ASA
RoHS	Compliant
Radome Color	Gray
Environment Rating	Outdoor
Wind Survival Rating	150 mph (241 km/h)

RFD#: W7750 ; Revision: R1 ; Release Date: August 20, 2024;

## Back Plate Port Configuration/Labeling

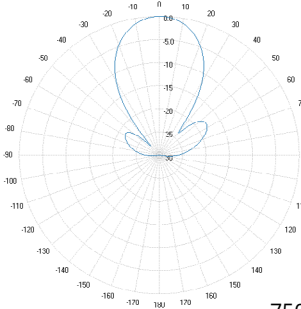


## Antenna Outline

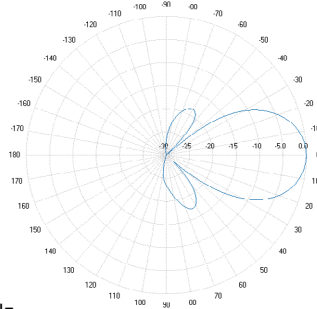


RFD#: W7750 ; Revision: R1 ; Release Date: August 20, 2024;

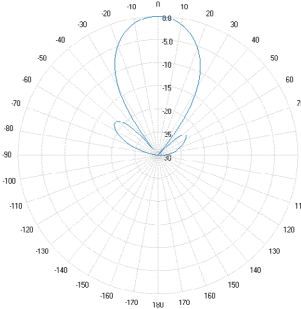
## Antenna Patterns



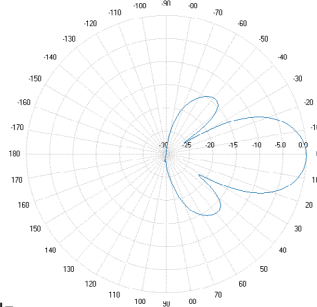
750 MHz



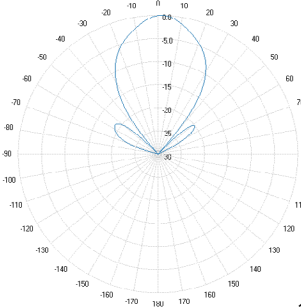
824 MHz



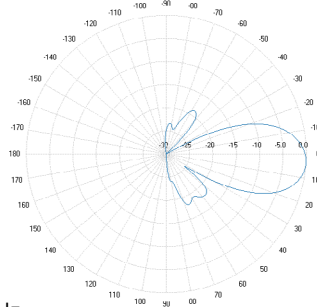
915 MHz



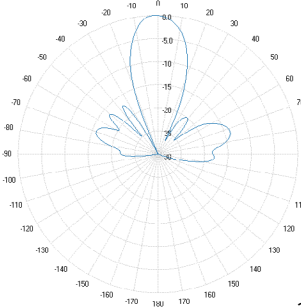
1900 MHz



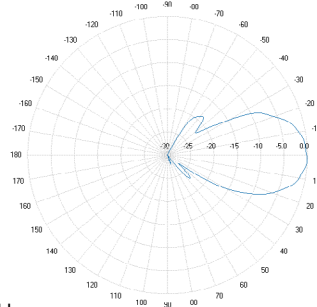
2360 MHz



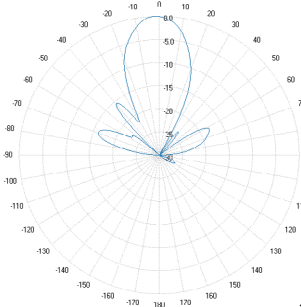
2535 MHz



3450 MHz



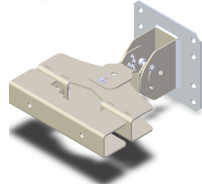


3980 MHz



## Part Numbers & Ordering Options

Description	Color	Mounting Kit	Part Number
4-Port 30° x 30° Pattern Directional Panel Antenna with 4x 4.3-10 (F) Connectors	Gray	Includes 62-45-09 mounting kit	GP2904-W7750-112

## Mounting Kit and Accessories Part Numbers

Description:	Part Number:
<p><b>Heavy Duty Mounting Bracket (150 mph) [INCLUDED]</b></p> <p>The mounting bracket allows wall and pole mounting with flexible and continuous antenna adjustment in the horizontal and vertical plane.</p>	 <p><b>62-45-09 (Included)</b></p>
<p><b>2 Axis Pole/Wall Mounting Bracket (150 mph) [OPTIONAL]</b></p> <p>Galtronics' mounting bracket offers an easy installation solution to mount Galtronics' stadium antennas to either a pole or a wall. When attaching the antenna to a wall please make sure to select appropriate fasteners (not included).</p>	 <p><b>62-28-09 (Sold Separately)</b></p>
<p><b>Heavy Duty Mounting Bracket (150 mph) [OPTIONAL]</b></p> <p>This standard mounting bracket offers an easy installation solution to mount the antenna to either a horizontal or a vertical pole.</p>	 <p><b>MK-07305 (Sold Separately)</b></p>