

## C-Band 6-Beam 4x4 Antenna [3300-4000 MHz]

# GP3324-07982

### Description:

- 4x4 MIMO 6-beam antenna for high-capacity stadium/venue or special event applications
- 6-beams (24-ports) 3300-4000 MHz; each beam with 4x4 MIMO capability
- 6° Fixed Electrical Downtilt
- Patent pending technology allows for stable azimuth beam directions over the entire operating frequency band
- Excellent alternative to large lens-based multibeam antennas
- Optional heavy-duty transport case to prevent damage for multiple deployment scenarios



4x4 MIMO 3300-4000 MHz 6-Beam Antenna

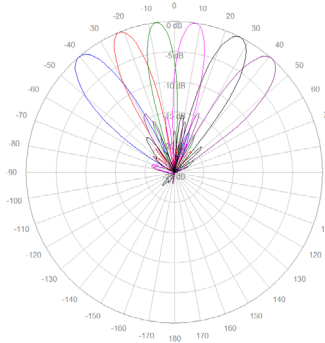
Electrical Specifications			
Frequency Band [MHz]	3300-3550	3550-3700	3700-4000
Gain, max. (dBi)	18.3	17.8	18.4
Gain, avg. (dBi)	17.3	17.3	17.4
Azimuth Beamwidth (°)	11.6	11.0	10.5
Azimuth Beam Spacing (°)	16		
Azimuth Beam Crossover (dB)	7.7	8.5	9.1
Elevation Beamwidth (°)	13.6	13.1	12.6
Electrical Downtilt (°)	6 FET (per each 4x4 beam cluster)		
First Upper Sidelobe Suppression (dB)	18	20	19
Front-to-Back Ratio, 180° (dB)	35	34	34
Cross-Pol Discrimination @ Boresight (dB)	25	26	24
VSWR / RL (dB)	1.50:1 / 14.0		
Port-to-Port Isolation, Intrabeam (dB)*	25		
Port-to-Port Isolation, Interbeam (dB)**	15.0		
PIM @ 2x43 dBm, max. (dBc)	-145		
Max Power per Port (Watt)	100		
Polarization (°)	Dual slant 45 (±45)		
Impedance (Ω)	50		

\* Port-port isolation between each cluster of four ports in the same 4x4 MIMO beam

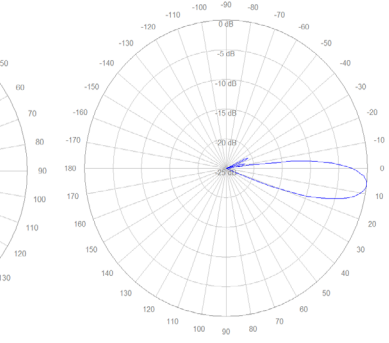
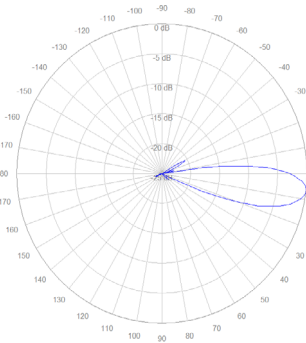
\*\* Port-port isolation between any combination of ports between different beams

RFD#: 7982 ; Revision: R1 ; Release Date: July 31, 2023;

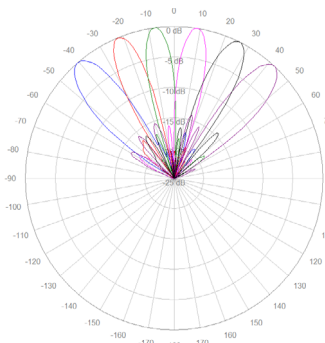
## 2D Antenna Patterns



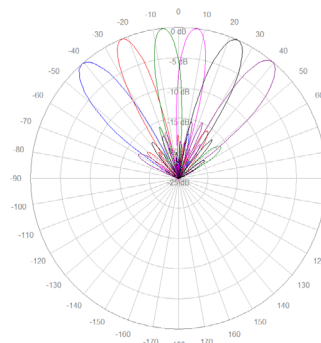
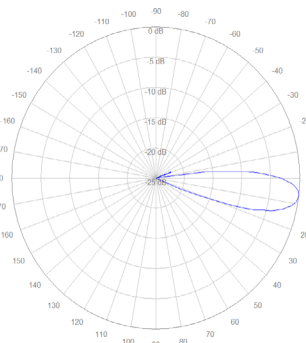
3400 MHz



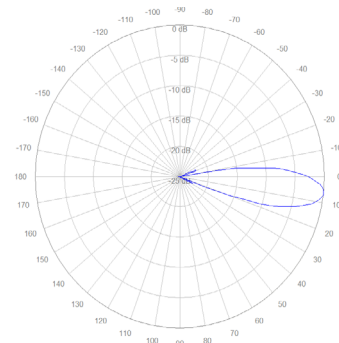
3550 MHz



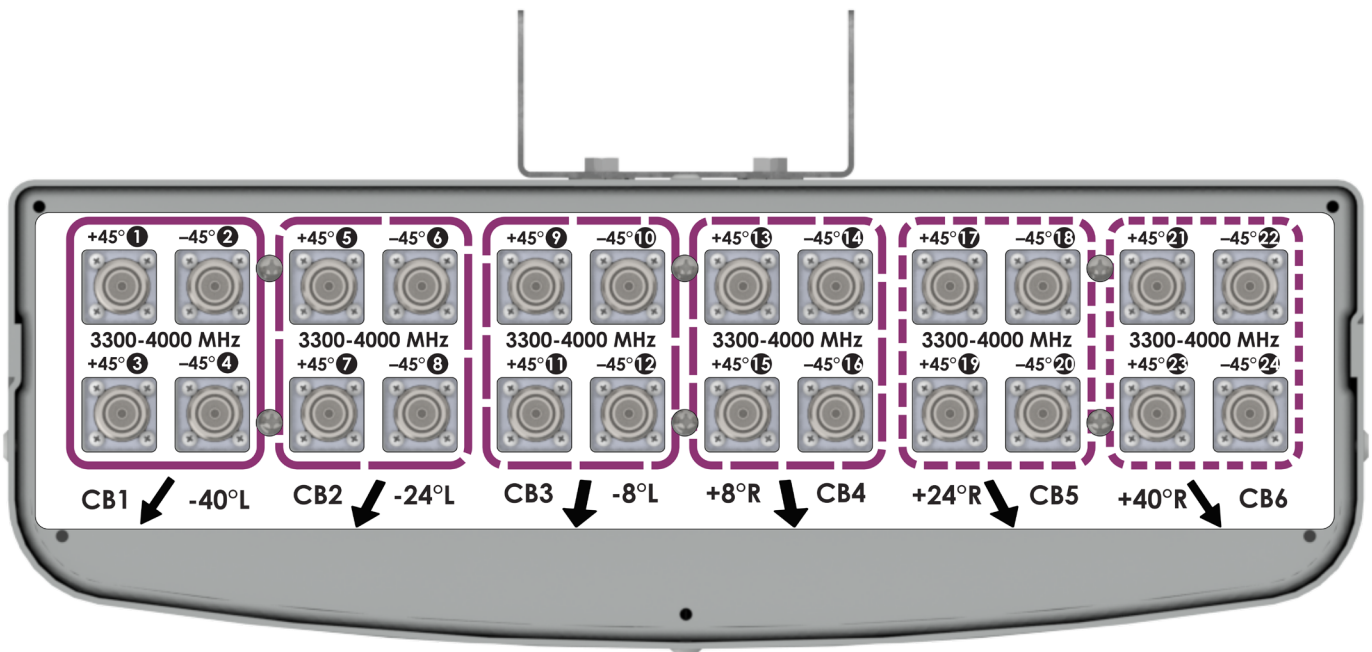
3720 MHz



3820 MHz



## Bottom Plate & Port Designation Details

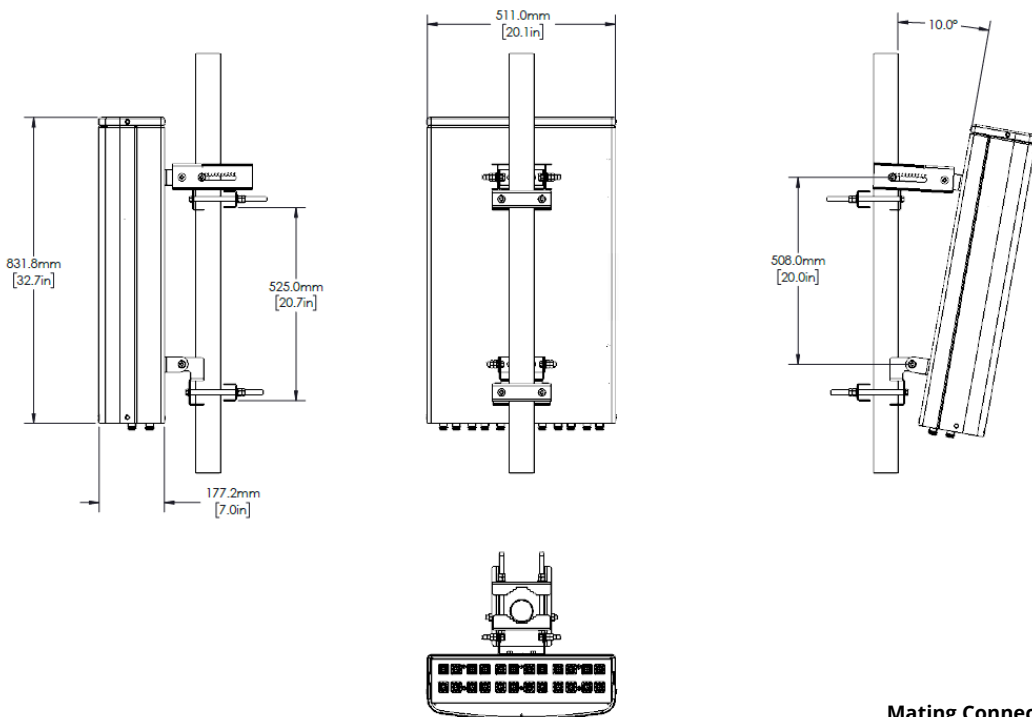


RFD#: 7982 ; Revision: R1 ; Release Date: July 31, 2023;

## Port/Beam Designator Table

Frequency Range	Ports	Beam Assignment	AZ Beam Direction	Downtilt
3300-4000 MHz	1 - 4	CB1	-40° L	6° Fixed
3300-4000 MHz	5 - 8	CB2	-24° L	6° Fixed
3300-4000 MHz	9 - 12	CB3	-8° L	6° Fixed
3300-4000 MHz	13 - 16	CB4	+8° R	6° Fixed
3300-4000 MHz	17 - 20	CB5	+24° R	6° Fixed
3300-4000 MHz	21 - 24	CB6	+40° R	6° Fixed

## Antenna Outline




**Mating Connector Torque:**  
4.3-10 44.3 in-lb (5 Nm)

Mechanical Specifications	
Operating Temperature	-40° to 158°F (-40° to +70°C)
Antenna Weight	37.5 lbs (17 kg)
Mounting Bracket Weight	7.5 lbs (3.4 kg)
Antenna Dimension (Length x Width x Depth)	32.7" (831.8 mm) x 20.1" (511.0 mm) x 7.0" (177.2 mm)
Input Connector Type	24x 4.3/10 (F)
Radome Material	ASA
Radome Color	Gray
Environment Rating	Outdoor
Wind Load, Front (@ 150 km/h)*	443.9 N / 100 lbf
Wind Load, Side (@ 150 km/h)*	193.0 N / 43.0 lbf
Wind Load, Maximum (@ 150 km/h)*	574.7 N / 129.0 lbf
Wind Survival Rating	150 mph (241 km/h)

\* Wind load based on calculations according to TIA-222-H

Part Numbers & Ordering Options			
Description	Color	Mounting Kit	Part Number
4x4 MIMO 3300-4000 MHz 6-Beam Antenna, 6° FET with 24x 4.3-10 (F) Connectors	Gray	Includes MK-07650 mounting kit assembly	GP3324-07982-112
4x4 MIMO 3300-4000 MHz 6-Beam Antenna, 6° FET with 24x 4.3-10 (F) Connectors and Heavy Duty Transport Case	Gray	Includes MK-07650 mounting kit assembly	GP3324-07982-212

Mounting Brackets & Optional Accessories	
Description:	Part Number:
<p><b>Mounting Bracket (wind speed of 150 mph) [included]</b></p> <p>The MK-07650 standard mounting bracket allows for easy installation of this Galtronics Multibeam Antenna. It provides 0°-10° of mechanical downtilt adjustability, and fits pole diameters ranging from 2.0" to 4.5".</p> <p><b>Note:</b> The MK-07650 mounting bracket can also be ordered separately.</p>	 <p>MK-07650</p>

RFD#: 7982 ; Revision: R1 ; Release Date: July 31, 2023;