

**Mini 2x2 MIMO Indoor/Outdoor Directional Panel Antenna [617-960, 1695-2690 & 3300-4200 MHz]**

# GI1002-07234

**Description:**

- Directional 2x2 MIMO antenna for DAS & Venue applications
- Dual-polarized design covering 600 MHz/LTE/CELL850/GSM900, AWS/PCS/WCS/BRS and 3300-4200 MHz band frequencies
- Bottom exit pigtailed with 2x 4.3-10 (F) connectors
- Includes wall/pole mounting bracket



617-960 MHz, 1695-2690 MHz & 3300-4200 MHz  
2-Port Mini-Panel Directional Antenna

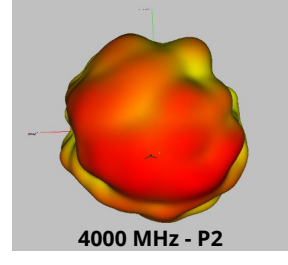

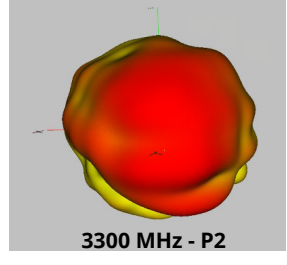
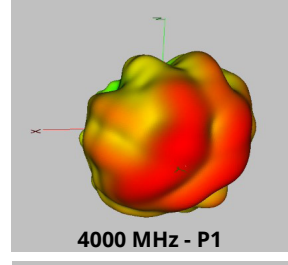
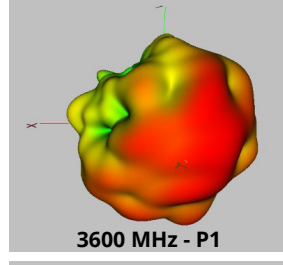
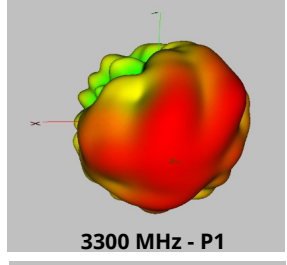
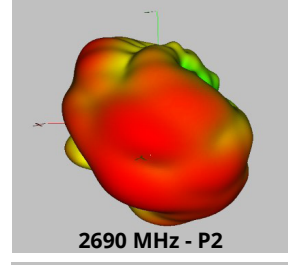
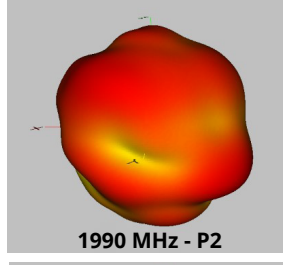
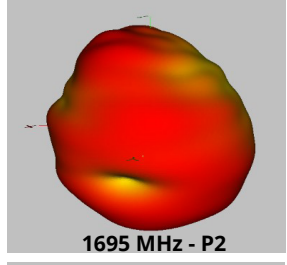
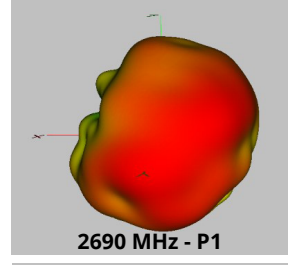
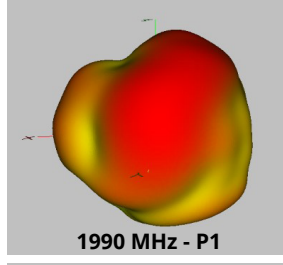
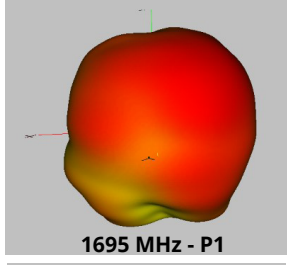
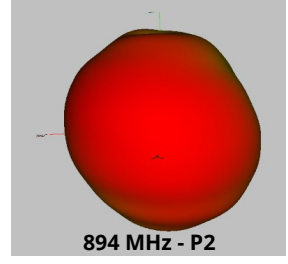
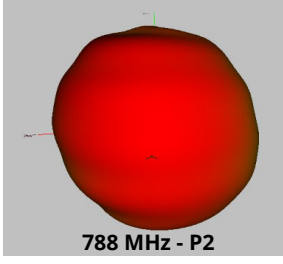
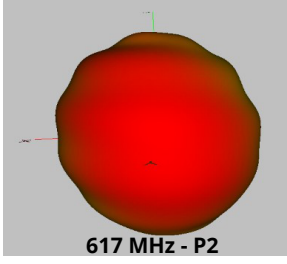
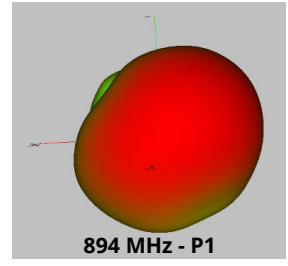
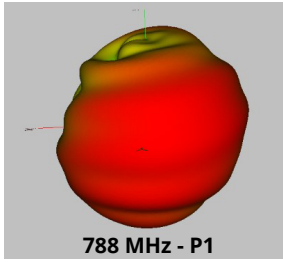
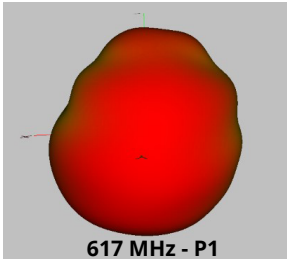
Electrical Specifications											
<b>Frequency Band [MHz]</b>	617-698	698-896	896-960	1695-2200	2305-2360	2350-2400	2496-2690	3300-3550	3550-3700	3700-4200	
<b>Input Connector Type</b>	2x 4.3-10 (F) w/ pigtailed (12", 30cm) - Bottom Exit										
<b>Isolation (dB, min.)</b>	15			18				23			
<b>VSWR (max.) / RL (dB, min.)</b>	1.67:1 / 12.0	1.5:1 / 14.0	1.67:1 / 12.0	1.5:1 / 14.0	1.67:1 / 12.0			1.5:1 / 14.0			
<b>Impedance</b>	50 Ω										
<b>Polarization</b>	Dual Slant 45° (±45°)										
<b>Horizontal Beamwidth(°)</b>	82	95	96	85	65	64	83	60	44	52	
<b>Vertical Beamwidth (°)</b>	87	82	96	80	85	88	63	60	47	56	
<b>Gain (dBi, max.)</b>	6.3	6.9	6.6	6.5	5.7	5.6	7.3	7.8	8.4	8.4	
<b>Gain (dBi, avg.)</b>	5.6	5.8	5.3	4.3	5.4	5.3	6.4	6.9	8.0	7.2	
<b>Front-to-Back Ratio (dB, avg.)</b>	23	20	18	17	22	22	24	27	26	24	
<b>Downtilt</b>	0° FET										
<b>Max Power / Port</b>	50 Watts										
<b>PIM @ 2x43 dBm (max.)</b>	-153 dBc						-145 dBc				

Mechanical Specifications	
<b>Operating Temperature</b>	-40° to 158°F (-40° to +70°C)
<b>Antenna Weight</b>	2.5 lbs (1.14 kg)
<b>Antenna Dimension (HxWxD)</b>	10.2" (259 mm) x 8.0" (203 mm) x 3.9" (100 mm)
<b>Radome Material &amp; Color</b>	ASA, UL94-V0 Compliant (White)
<b>Pigtail</b>	Plenum Rated
<b>RoHS</b>	Compliant
<b>Environmental Rating</b>	Indoor/Outdoor

RFD#: 7234; Revision: R4; Release Date: December 15, 2022;



**3D Antenna Patterns**



**3D Pattern Note:**

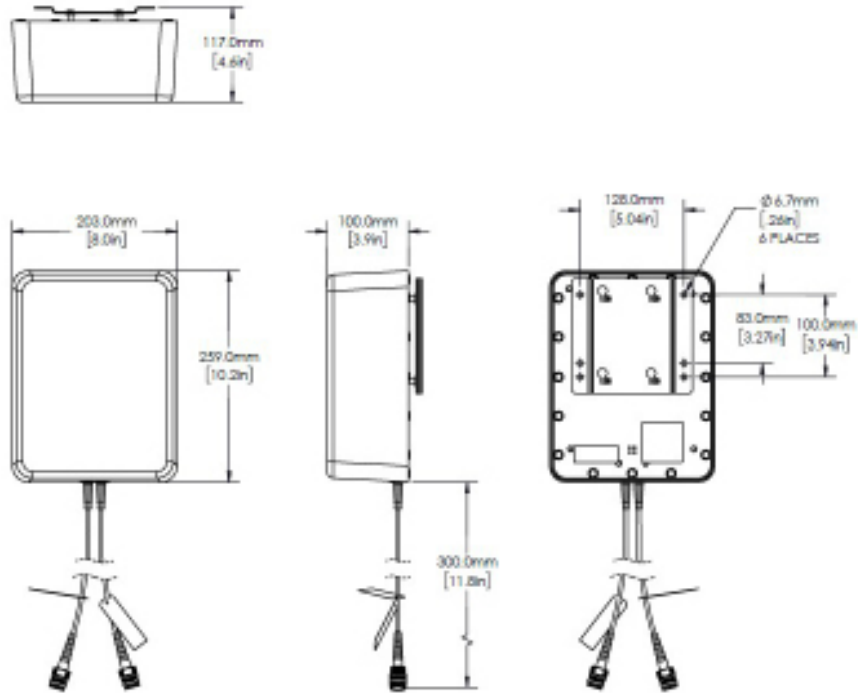
3D images above denote Z-axis (green) pointed towards ceiling and Y-axis pointing towards front of antenna, which corresponds to 0° in pattern files.



**GALTRONICS**

A Baylin Technologies Company

## Antenna Outline




### Part Numbers, Ordering Options

Description	Color	Mounting Kit	Part Number
Mini Indoor/Outdoor Directional Panel Antenna w/2x 4.3/10 (F) Bottom Mount Pigtails	White	Including Wall Mount Bracket	GI1002-07234-112

### Mounting Bracket(s):


#### Mounting Plate Installation (Included)

Attach the mounting plate to the wall. Slide the antenna onto the mounting plate and secure with locking screw.



#### Swivel Mounting Bracket (Optional)

The swivel mounting bracket allows the antenna to be articulated +/- 45° in both the horizontal and vertical plane. The bracket can be mounted on a pole or on a wall.



62-29-03

#### Mating Connector Torque:

4.3-10: 3.7 ft-lb (5 Nm)

RFD#: 7234; Revision: R4; Release Date: December 15, 2022;