

36" 8-Port 8T8R C-Band M-MIMO Base Station Panel Antenna [3700-4000 MHz]

GP3608-07429

Description:

- 8-Port M-MIMO Antenna for High Capacity Area Coverage
- 8T8R Beamforming in C-Band, 3700-4000 MHz
- RET Downtilt for Coverage Optimization
- Calibration Port Included
- AISG 2.0 0-10° Downtilt Control



3700-4000 MHz
8-Port 8T8R M-MIMO Base Station Panel Antenna

Specifications			
Frequency Range (MHz)	3700-4000		
Single Column			
Gain (dBi, max.)	15.5		
Gain (dBi, avg.)	14.5		
AZ Beamwidth (°)	94		
First Upper Sidelobe (dB)	18		
Front-to-Back Ratio, 180° (dB)	35		
XPD at Mech. Boresight (dB)	20		
Broadcast Beam			
Gain (dBi, max.)	16.9		
Gain (dBi, avg.)	16.0		
AZ Beamwidth (°)	63		
First Upper Sidelobe (dB)	18		
Front-to-Back Ratio, 180° (dB)	40		
XPD at Mech. Boresight (dB)	20		
Service Beam	0° AZ Scan	+/-15° AZ Scan	+/-30° AZ Scan
Gain (dBi, max.)	20.9	20.8	20.1
Gain (dBi, avg.)	20.1	19.8	19.0
AZ Beamwidth (°)	26.5	27.6	29.7
Service Beam Azimuth Scanning Range (°)	+/- 30		
First Upper Sidelobe (dB)	18	17	17
Front-to-Back Ratio, 180° (dB)	40	40	35
XPD at Mech. Boresight (dB)	17	20	20

RFID# 7429 ; Revision: R5 ; Release Date: March 09 2021;



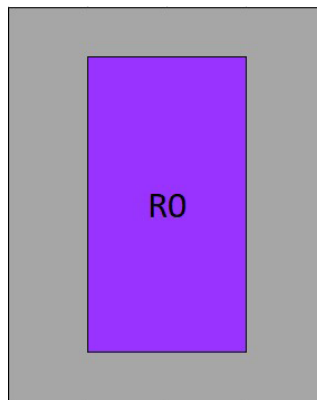

GALTRONICS

A Baylin Technologies Company

Common M-MIMO Specifications

Calibration Network Coupling Factor (dB)	26.0
Calibration Network Amplitude Deviation (dB)	≤ 2.0
Calibration Network Phase Deviation (°)	≤ 5.0
Elevation Beamwidth (°)	5.6
Electrical Downtilt Range (°)	0-10 (x1 RET)
VSWR/Return Loss (max./dB min.)	1.5:1 / 14.0
Port to Port Isolation (dB, min.)	25
PIM @ 2x43 dBm (dBc, max.)	-150
Power per Port (W)	75
Polarization (°)	±45

Bottom Plate & RET Designation Details



View from behind the antenna

RET Configuration & Designators

Frequency Range	Controller	RET Designator	Ports	Electrical Tilt
3700-4000 MHz	C1	R0	1-8	0° - 10°

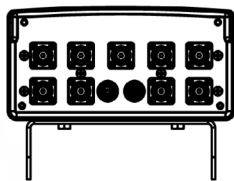
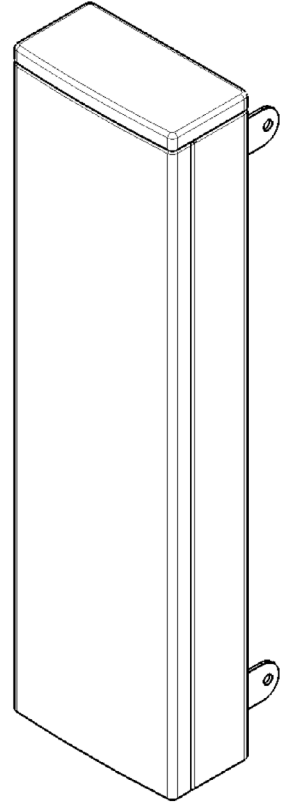
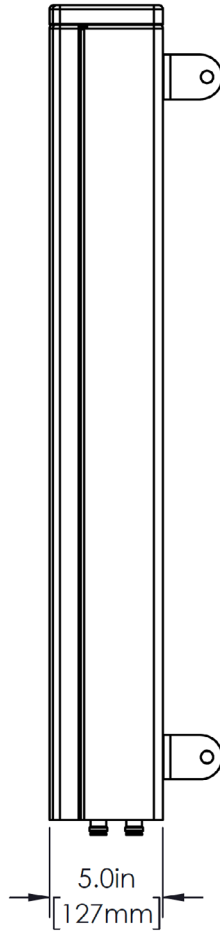
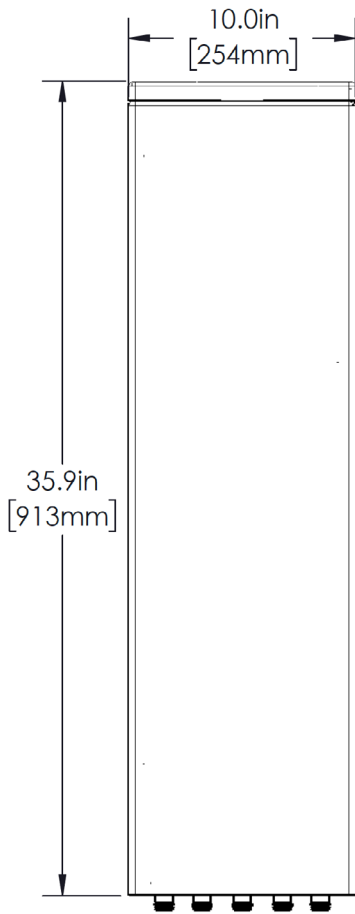
RFD# 7429 ; Revision: R5 ; Release Date: March 09 2021;

Copyright © 2021 – Galtronics Corporation Ltd.

Proprietary Information. All rights reserved. Galtronics reserves the right to modify or amend any antenna or specification without prior notice.



Antenna Outline




Mating Connector Torque:
4.3-10: 3.7 ft-lb (5 Nm)



Mechanical Specifications	
Operating Temperature	-40° to 158°F (-40° to +70°C)
Antenna Weight	22.5 lbs (10.2 kg)
Mounting Bracket Weight	13.4 lbs (6.1 kg)
Antenna Dimension (Height x Width x Depth)	35.9" (913 mm) x 10.0" (254 mm) x 5.0" (127.3 mm)
Connectors, RF, C-band	8x 4.3-10 (F)
Connector, RF, Calibration, C-band	1x 4.3-10 (F)
Connectors, AISG	1x 8-Pin (-M) per IEC 60130-9 1x 8-Socket (-F) per IEC 60130-9
Total Connector Quantity	9x 4.3-10 (F) / 2x AISG 8-Terminal Connectors
Radome Material	ASA
RET Specification	Internal, AISG 2.0
Internal RET	C-Band (x1)
Radome Color	Gray
Wind Load, Front (@ 150 km/h)*	309 N / 69 lbf
Wind Load, Side (@ 150 km/h)*	174 N / 39 lbf
Wind Load, Maximum (@ 150 km/h)*	341 N / 77 lbf
Wind Survival Rating	150 mph (241 km/h)

* Wind load based on calculations according to TIA-222-G

Part Numbers & Ordering Options	
Description	Part Number
8-Port M-MIMO Antenna with 8x 4.3/10 (F) Connectors, Gray (Including MK-06989 Wall/Pole Mounting Bracket)	GP3608-07429-112
Mounting Brackets:	Part Number:
<p>Heavy Duty Mounting Bracket (wind speed of 150 mph) [Included]</p> <p>The MK-6989 standard mounting bracket allows for easy installation of any Galtronics Base Station Antenna to a macro tower structure. It provides 0°-10° of mechanical downtilt adjustability, and fits pole diameters ranging from 3" to 5".</p> <p>Note: The MK-06989 mounting bracket can also be ordered separately.</p>	 <p>MK-06989</p>