

48" x 2" 6-Port Outdoor Omni Whip Antenna [1695-2360 and 5150-5925 MHz]

GO4806-06664

Description:

- Omni Whip Antenna for Outdoor DAS and Small Cells
- 4x ports for AWS/PCS/WCS Band 1695-2360 MHz
- 2x ports for UNII Band 5150-5925 MHz*

*Compliant to 789033 D02 General UNII Test Procedures New Rules v01r04: The antenna meets current U-NII-1 requirements for gain and upper side-lobe performance. Guidelines for Compliance Testing of Unlicensed National Information Infrastructure (U-NII) Devices - Part 15, Subpart E

Electrical Specifications

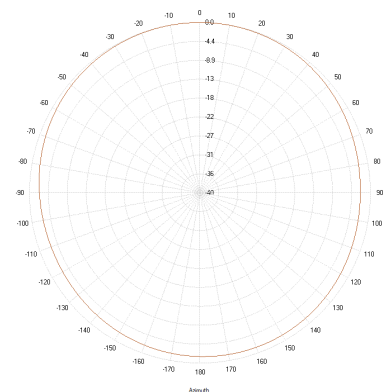
Frequency Band [MHz]	1695-2180	2305-2360	5150-5925
Input Connector Type	4x 4.3-10 (F)		2x 4.3-10 (F)
Isolation (Typ.)	25 dB		20 dB
VSWR/Return Loss (Typ.)	<1.5:1 / 14.0 dB		
Impedance	50 Ω		
Polarization	Vertical		Dual Slant 45° (± 45°)
Horizontal Beamwidth	Omni (360°)		
Elevation Beamwidth	37.9°	30°	23.8°
Max. Gain	6.4 dBi	6.6 dBi	6 dBi
Avg. Gain	5.3 dBi	6.3 dBi	5.3 dBi
Downtilt	0° fixed		
Max Power / Port	50 Watts		1 Watt
PIM @ 2x43 dBm	<-153 dBc		N/A



1695-2360 and 5150-5925 MHz
Outdoor Omni Whip Antenna

Mechanical Specifications

Operating Temperature	-40° to 158°F (-40° to +70°C)
Antenna Weight	5.7 lbs (2.6 kg)
Antenna Diameter	2" (52 mm)
Antenna Height	48" (1219 mm)
Radome Material	Fiberglass / PC-ASA
Radome Color	Brown (Fed Std 595), Gray/Silver (Fed Std 595), Black (Fed Std 595), Green (Fed Std 595), Green (RAL 6012), Dark Green (Fed Std 595), 3M™ Conceal Film
Ingress Protection	Outdoor
Wind Survival Rating	150 mph (241 km/h)
Connectors	6x 4.3-10 (F)



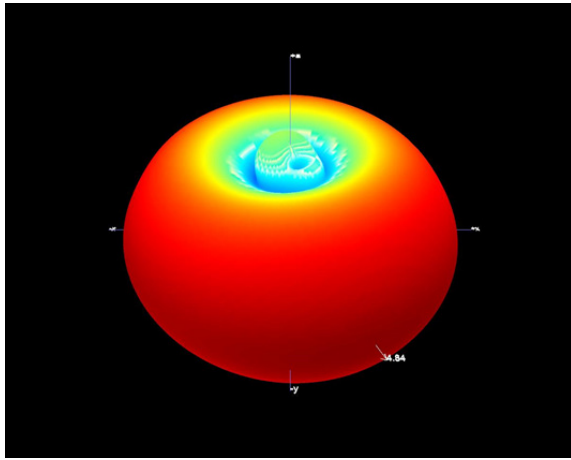


GALTRONICS

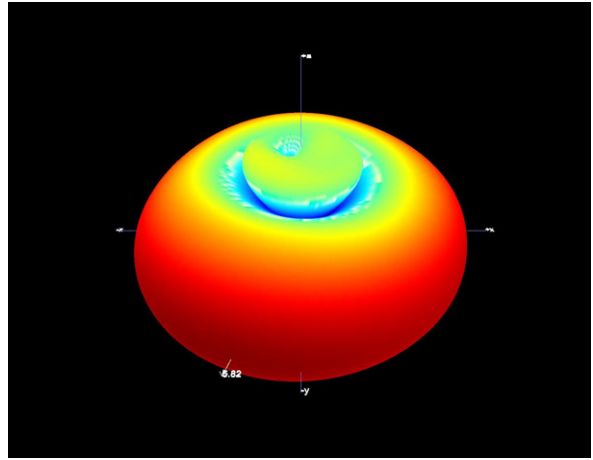
A Baylin Technologies Company

A BAYLIN TECHNOLOGIES COMPANY

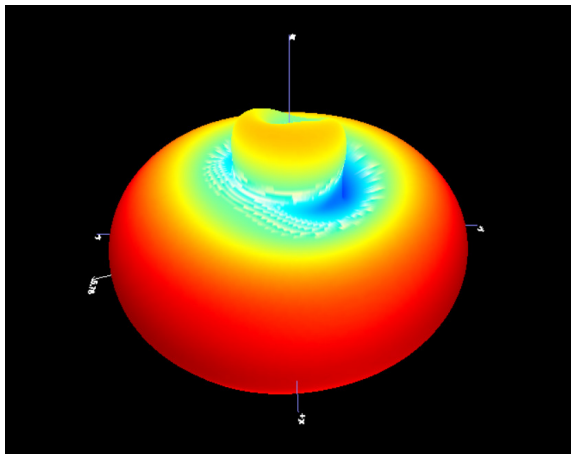
3D Antenna Patterns



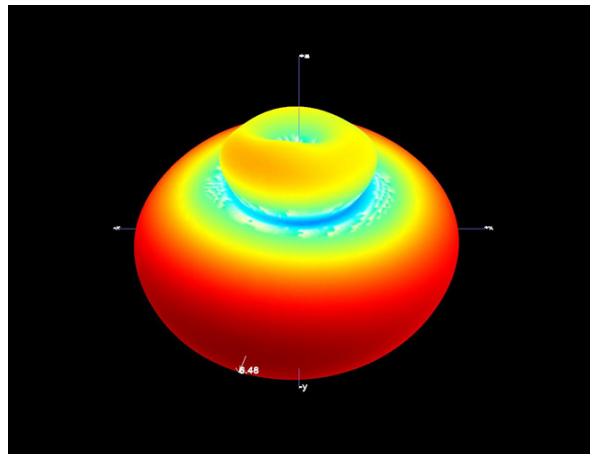
1780 MHz



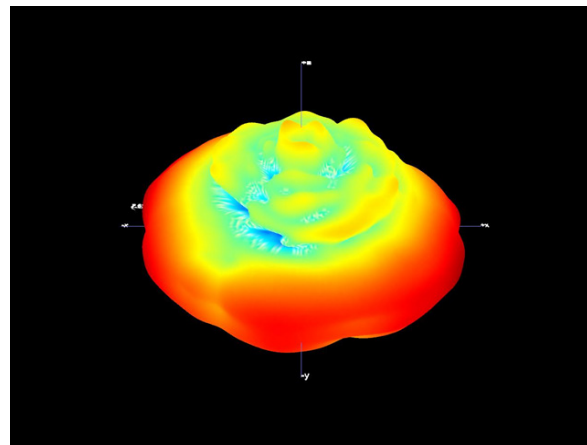
1990 MHz



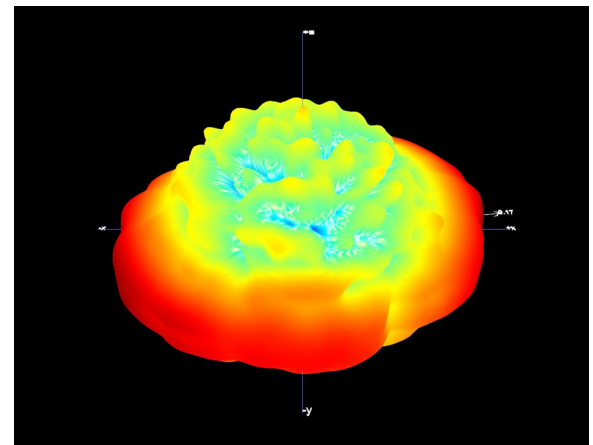
2180 MHz



2360 MHz



5250 MHz



5825 MHz

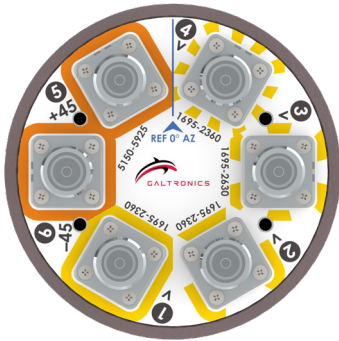
Release Date: September 21, 2021; Revision: R1 : RFD# 6664



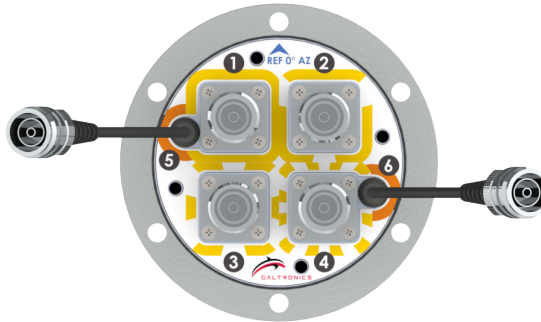
GALTRONICS

A Baylin Technologies Company
A BAYLIN TECHNOLOGIES COMPANY

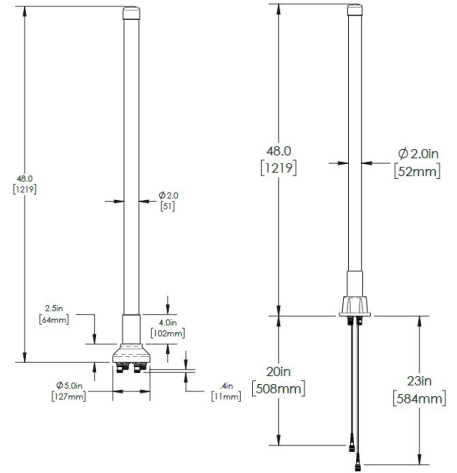
Additional Technical Information



Side-Mount Bottom View



Top-Mount Bottom View



Side-Mount

Top-Mount

Mating Male Connector Torque:
4.3-10: 3.7 ft-lb (5 Nm)

Part Numbers, Ordering Options and Accessories

Description:	Part Number:
Side-Mount Whip Antenna with 6 x 4.3-10(F), Brown (Fed Std 595, 10049)	GO4806-06664-111
Side-Mount Whip Antenna with 6 x 4.3-10(F), Brown (Fed Std 595, 10049) for wood poles, including MK-06696 mounting kit	GO4806-06664-112
Top-Mount Whip Antenna with 6 x 4.3-10(F), Gray/Silver (Fed Std 595, 26373), including MK-06766 spacer collar	GO4806-06664-612
Top-Mount Whip Antenna with 6 x 4.3-10(F), Black (Fed Std 595, 27038), including MK-06766 spacer collar	GO4806-06664-622
Top-Mount Whip Antenna with 6 x 4.3-10(F), Green (Fed Std 595, 14062), including MK-06766 spacer collar	GO4806-06664-632
Top-Mount Whip Antenna with 6 x 4.3-10(F), Green (RAL 6012), including MK-06766 spacer collar	GO4806-06664-642
Top-Mount Whip Antenna with 6 x 4.3-10(F), Dark Green (Fed Std 595, 14036), including MK-06766 spacer collar	GO4806-06664-652

Mounting Kit and Accessories Part Number

Description:	Part Number:	
Mounting Kit for side mount whip	 MK-06696	 MK-06696 kit with Whip Antenna
Antenna spacer collar	 MK-06766	 MK-06766 kit with Whip Antenna

Release Date: September 21, 2021; Revision: R1 : RFD# 6664