


Small Form Factor Ultra Wideband MIMO Antenna [617-960, 1695-2690, 3300-4200, 5000-6000 MHz]

PEAR™ GI0804-06846



617-960, 1695-2690, 3300-4200 and 5000-6000 MHz Omni Antenna

Description:

- Ceiling mount omni directional antenna covering 617-960, 1695-2690, 3300-4200 and 5000-6000 MHz.
- MIMO iDAS and Small Cell applications requiring ceiling mounted omni antennas.
- Dedicated Low/Midband & Highband ports for close location of 3.5GHz & 5GHz radios

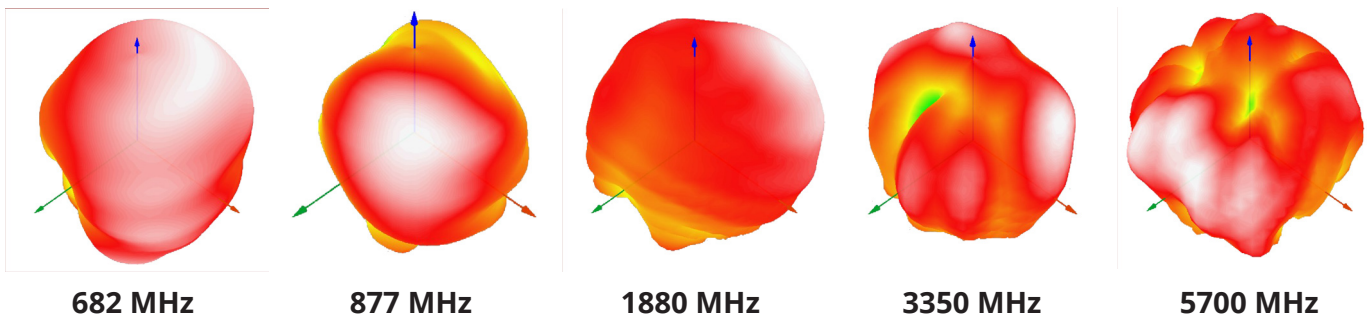
Electrical Specifications

Frequency Band [MHz]	617-698	698-806	806-960	1695-1850	1850-1990	1990-2180	2180-2400	2400-2690	3300-4200	5000-6000	
Input Connector Type	2x 4.3-10(F) Pigtail (17", 43.2 cm)								2x 4.3-10(F) Pigtail (17", 43.2 cm)		
VSWR (max.) / RL (min.)	1.8:1 / 11.0 dB			1.7:1 / 12.0 dB				1.7:1 / 12.0 dB			
Impedance	50 Ω										
Polarization	Vertical & Horizontal										
Horizontal Beamwidth	Omni (360°)										
Isolation (P1-P2, min.)	12 dB			17 dB				N/A			
Isolation (P3-P4, min.)	N/A								17 dB		
Isolation, Interband (min.)	16 dB			12 dB				16 dB			
Gain (max.)	3.1 dBi	3.3 dBi	4.4 dBi	5.5 dBi	5.2 dBi	5.2 dBi	6.2 dBi	6.4 dBi	7.5 dBi	8.4 dBi	
Gain (avg.)	1.9 dBi	2.6 dBi	3.3 dBi	4.7 dBi	4.3 dBi	3.5 dBi	5.0 dBi	5.5 dBi	5.4 dBi	7.4 dBi	
Max Power / Port	50 W @77°F (25°C)									1W @77°F (25°C)	
PIM @ 2x43 dBm	<-153 dBc								N/A		N/A

Mechanical Specifications

Operating Temperature	-40° to 158°F (-40° to +70°C)
Antenna Weight	0.95 lbs (0.43 kg)
Antenna Diameter	8.2" (208 mm)
Antenna Height	2.8" (72 mm)
Radome Material	PC / ABS, UL 94-V0 Compliant
Pigtail	Plenum Rated
RoHS	Compliant
Radome Color	RAL 9016 (white)*
Ingress Protection	Indoor

* Radome can be painted with recommended paint "Krylon fusion for plastic"




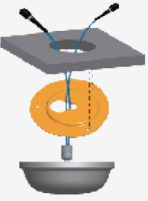

Copyright © 2019– Galtronics Corporation Ltd.

Proprietary Information. All rights reserved. Galtronics reserves the right to modify or amend any antenna or specification without prior notice.

Back View and Port Description



Part Numbers, Ordering Options and Accessories

Description:	Part Number:
Antenna with 4x 4.3-10 DIN (F) Connectors	GI0804-06846-112
Mounting Bracket(s):	Part Number:
<p>Below Ceiling Installation (Standard)</p> <p>Fasteners for below suspended ceiling mounting included with antenna. Maximum ceiling thickness 1.18" (30mm).</p> <p>Instructions: Drill a 1.18" (30mm) hole in the ceiling tile. Secure the antenna to the ceiling tile with the supplied plastic nut. Included with antenna.</p>	
<p>Hard Ceiling Installation Bracket (Optional)</p> <p>The hard ceiling mounting bracket allows for installation onto drywall ceilings possible by eliminating additional access above the antenna.</p>	 <p>62-31-09</p>
<p>Above Ceiling Installation Bracket (Optional)</p> <p>The antenna can be installed above suspended ceilings by using this optional mounting kit.</p>	 <p>62-46-03</p>

Mating Connector Torque:
4.3-10 44.3 in-lb (5 Nm)

Copyright © 2019– Galtronics Corporation Ltd.
Proprietary Information. All rights reserved. Galtronics reserves the right to modify or amend any antenna or specification without prior notice.