

48" x 2" 6-Port Outdoor Omni Whip Antenna [1695-2690 and 5150-5925 MHz]

GO4806-06842

Description:

- Omni Whip Antenna for Outdoor DAS and Small Cells
- 4x ports for AWS/PCS/WCS/BRS Band 1695-2690 MHz
- 2x ports for U-NII Band 5150-5925 MHz*

*Compliant to 789033 D02 General U-NII Test Procedures New Rules v01r04: The antenna meets current U-NII-1 requirements for gain and upper side-lobe performance. Guidelines for Compliance Testing of Unlicensed National Information Infrastructure (U-NII) Devices - Part 15, Subpart E

Electrical Specifications

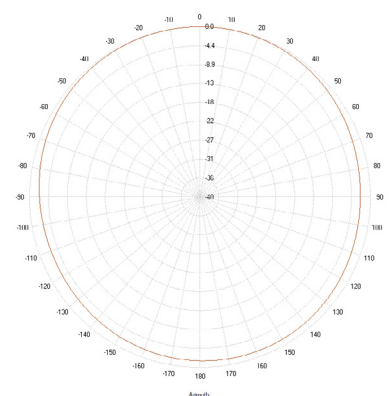
Frequency Band [MHz]	1695-2180	2305-2360	2496-2690	5150-5925
Input Connector Type	4x 4.3-10 (F)			2x 4.3-10 (F)
Port Designator	P1, P2, P3, P4			P5, P6
Isolation (min.)	20 dB	25 dB		20 dB
VSWR (max.) / RL (min.)	1.5:1 / 14.0 dB			
Impedance	50 Ω			
Polarization	Vertical			Dual Slant 45° (± 45°)
Horizontal Beamwidth	Omni (360°)			
Elevation Beamwidth	35°	31°	27°	23°
Gain (max.)	7.0 dBi	7.2 dBi	8.2 dBi	5.2 dBi
Gain (avg.)	5.3 dBi	6.5 dBi	7.0 dBi	4.2 dBi
Downtilt	0° fixed			
Max Power / Port	50 Watts			1 Watt
PIM @ 2x43 dBm	<-153 dBc			N/A



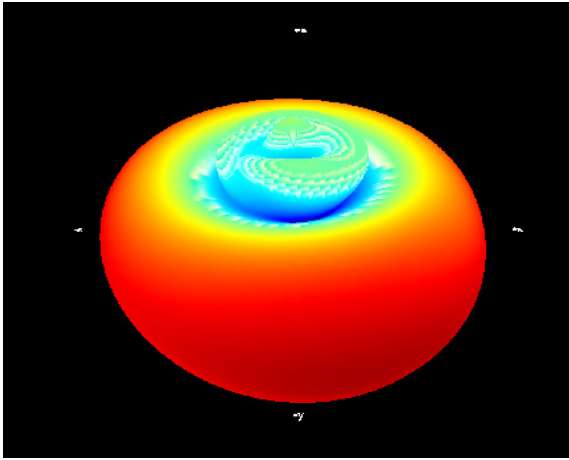
1695-2690 and 5150-5925 MHz
Outdoor Omni Whip Antenna

Mechanical Specifications

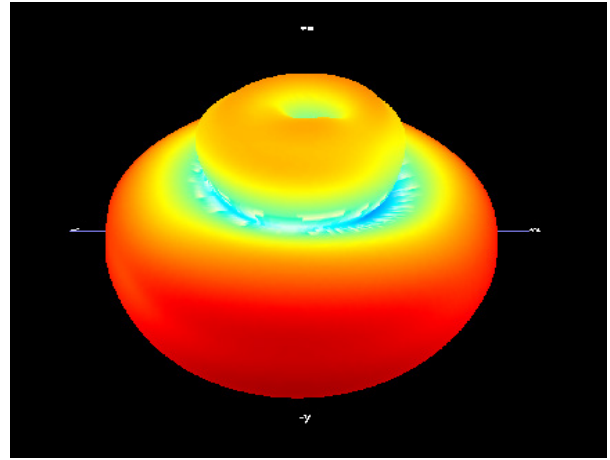
Operating Temperature	-40° to 158°F (-40° to +70°C)
Antenna Weight	5.7 lbs (2.6 kg)
Antenna Diameter	2" (52 mm)
Antenna Height	48" (1219 mm)
Radome Material	Fiberglass / PC-ASA
Radome Color	Brown (Fed Std 595), Gray/Silver (Fed Std 595), Black (Fed Std 595), Green (Fed Std 595), Green (RAL 6012), Dark Green (Fed Std 595), 3M™ Conceal Film
Ingress Protection	Outdoor (IP65)
Wind Survival Rating	150 mph (241 km/h)
Connectors	6x 4.3-10 (F)



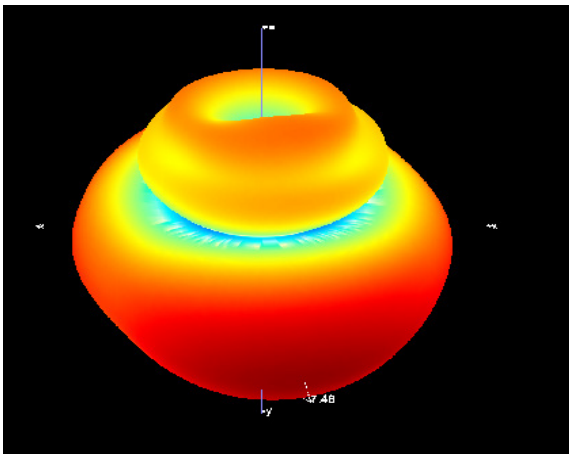
3D Antenna Patterns



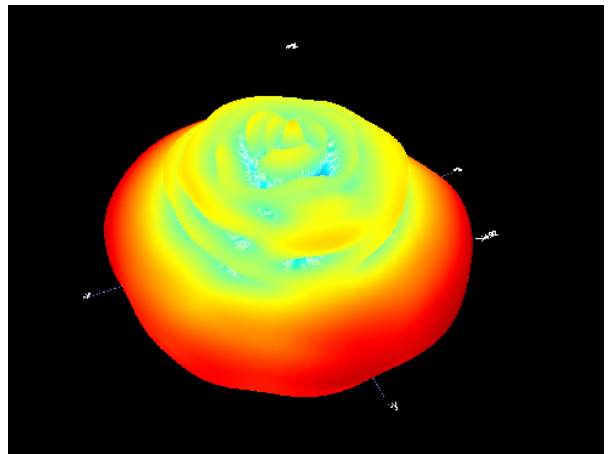
1835 MHz



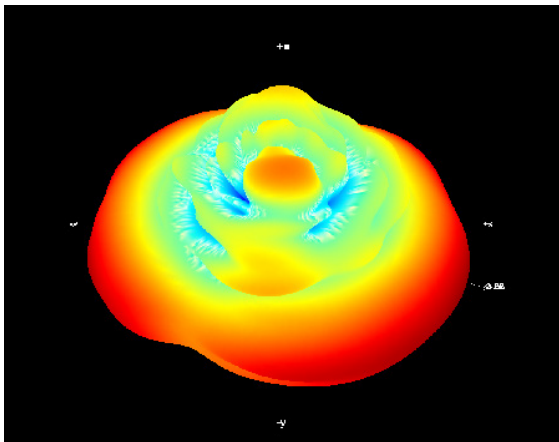
2355 MHz



2655 MHz

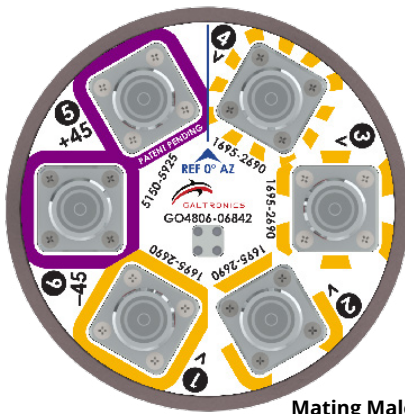


5250 MHz

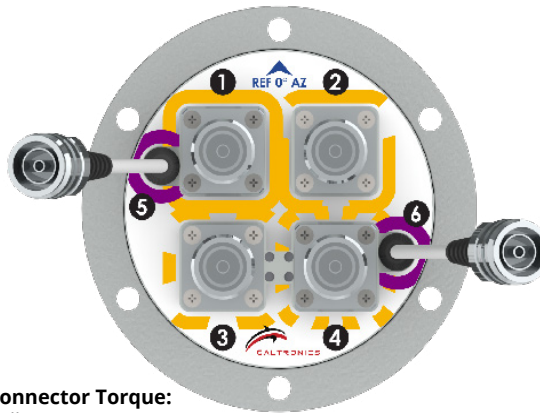


5850 MHz

Additional Technical Information

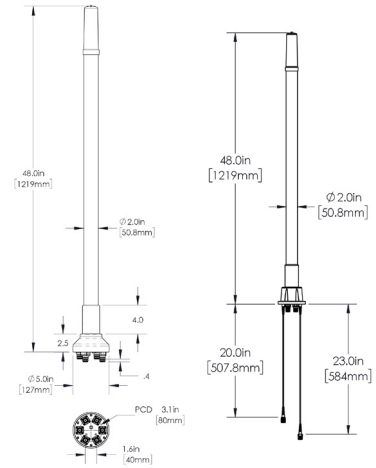


Side-Mount Bottom View



Top-Mount Bottom View

Mating Male Connector Torque:
4.3-10: 3.7 ft-lb (5 Nm)



Side-Mount

Top-Mount

Part Numbers, Ordering Options and Accessories

Description:	Part Number:
Side-Mount Whip Antenna with 6 x 4.3-10(F), Brown (Fed Std 595, 10049)	GO4806-06842-611
Side-Mount Whip Antenna with 6 x 4.3-10(F), Brown (Fed Std 595, 10049) for wood poles, including MK-06696 mounting kit	GO4806-06842-612
Top-Mount Whip Antenna with 6 x 4.3-10(F), Gray/Silver (Fed Std 595, 26373), including MK-06766 spacer collar	GO4806-06842-112
Top-Mount Whip Antenna with 6 x 4.3-10(F), Black (Fed Std 595, 27038), including MK-06766 spacer collar	GO4806-06842-B12
Top-Mount Whip Antenna with 6 x 4.3-10(F), Green (Fed Std 595, 14062), including MK-06766 spacer collar	GO4806-06842-312
Top-Mount Whip Antenna with 6 x 4.3-10(F), Green (RAL 6012), including MK-06766 spacer collar	GO4806-06842-512
Top-Mount Whip Antenna with 6 x 4.3-10(F), Dark Green (Fed Std 595, 14036), including MK-06766 spacer collar	GO4806-06842-412
Top-Mount Whip Antenna with 6 x 4.3-10(F), 3M™ Conceal Film, including MK-06766 spacer collar*	GO4806-06842-C12

* The antenna base and spacer collar will be painted Gray to match with 3M™ Conceal Film option.

Mounting Kit and Accessories Part Number

Description:	Part Number:
Mounting Kit for side mount whip	 MK-06696  MK-06696 kit with Whip Antenna
Antenna spacer collar	 MK-06766  MK-06766 kit with Whip Antenna
Stubby Top Mount Bracket	 MK-06840 (Sold Separately)
Extended Top Mount Bracket	 MK-06841 (Sold Separately)
Low Power 50 Ohm Termination Load	 TL-06816-102 (Sold Separately)