

Outdoor Directional Panel Antenna [1695-2400, 3550-3700 and 5150-5925 MHz]

EXTENT™ D6481i

Description:

- Directional Panel Antenna for Outdoor DAS and Small Cells.
- 4x ports for AWS/PCS/WCS Band 1695-2400 MHz
- 4x ports for CBRS Band 3550-3700 MHz
- 2x ports for 5GHz Band 5150-5925 MHz



1695-2400, 3550-3700 and 5150-5925 MHz Directional Panel Antenna

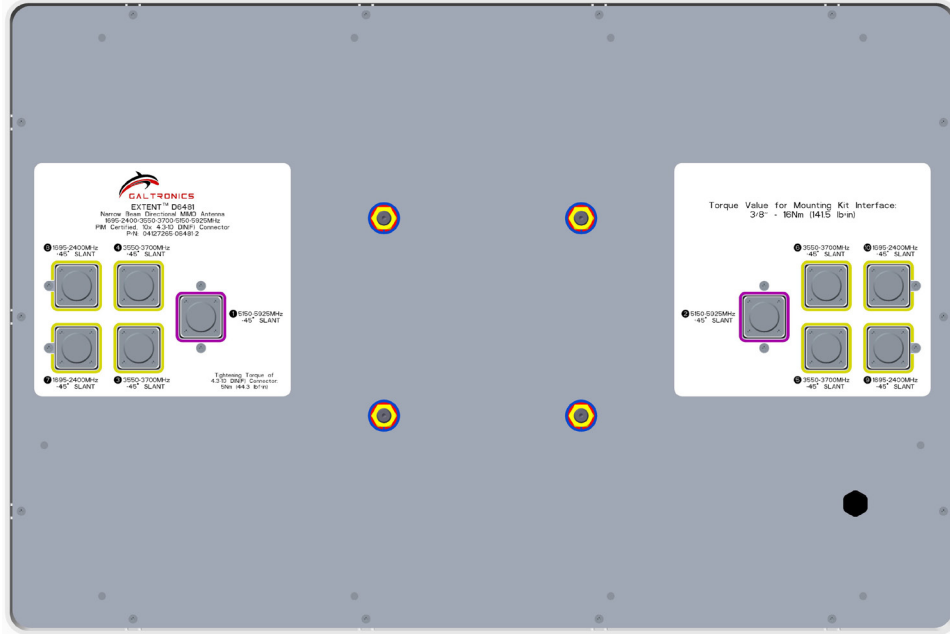
Electrical Specifications

Frequency Band [MHz]	1695-2180	2180-2400	3550-3700	5150-5925
Input Connector Type	4x 4.3-10 DIN(F)		4x 4.3-10 DIN(F)	2x 4.3-10 DIN(F)
Isolation (typ.)	-20 dB		-25 dB	-25 dB
Inter-band Isolation (typ.)	-30 dB		-30 dB	-30 dB
VSWR/Return Loss	1.5:1(Typ.) 1.7:1(Max.) / 14.0 dB(Typ.) 11.8dB(Max.)			
Impedance	50 Ω			
Polarization	Dual slant 45° (±45°)			
Horizontal Beamwidth	15°	12°	16°	45°
Vertical Beamwidth	70°	65°	70°	40°
Max. Gain	15 dBi	16 dBi	14 dBi	6 dBi (Max.)
Avg. Gain	14 dBi	14.5 dBi	13 dBi	4 dBi
Downtilt	0°			
USLS - First Lobe	N/A			
Max Power / Port	150 Watts		100 Watts	1 Watt
PIM @ 2x43 dBm	<-153 dBc		N/A	N/A

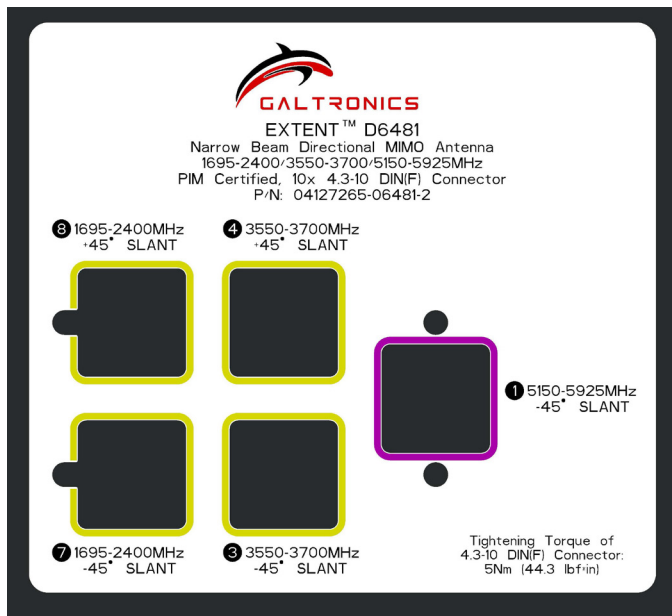
Mechanical Specifications

Operating Temperature	-40° to 158°F (-40° to +70°C)
Antenna Weight	13.2 lbs (6 kg)
Antenna (HxWxD)	16" (406 mm) x 24" (610 mm) x 4.3" (109 mm)
Radome Material	PC/ASA
RoHS	Compliant
Radome Color	White, RAL 9016, 3M Reflective
Ingress Protection	Outdoor (IP65)
Wind Survival Rating	150 mph (241 km/h)
Shipping Dimensions - L x W x D	25.5" (648mm) x 17.9" (454mm) x 7.4" (189mm)
Shipping Weight (Gross Weight)	20 lbs (9.1 kg)

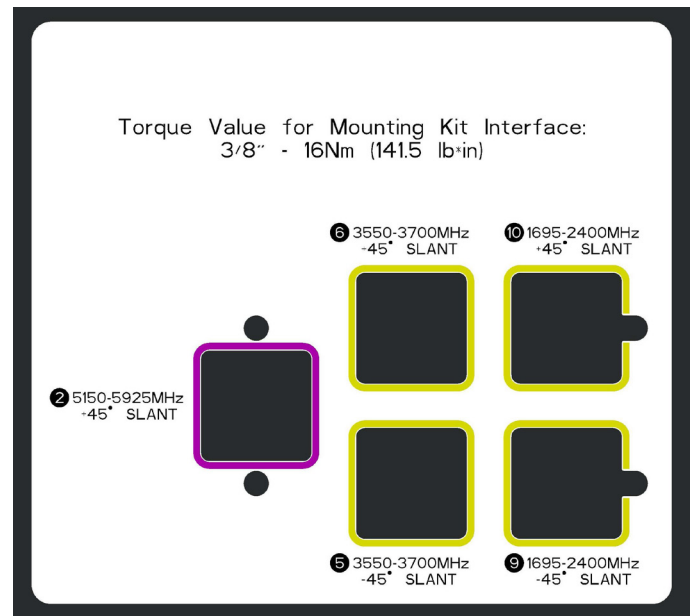
Port Labeling



Port Labeling (Back of Panel Antenna)



Labeling Left Side (Close-up View)

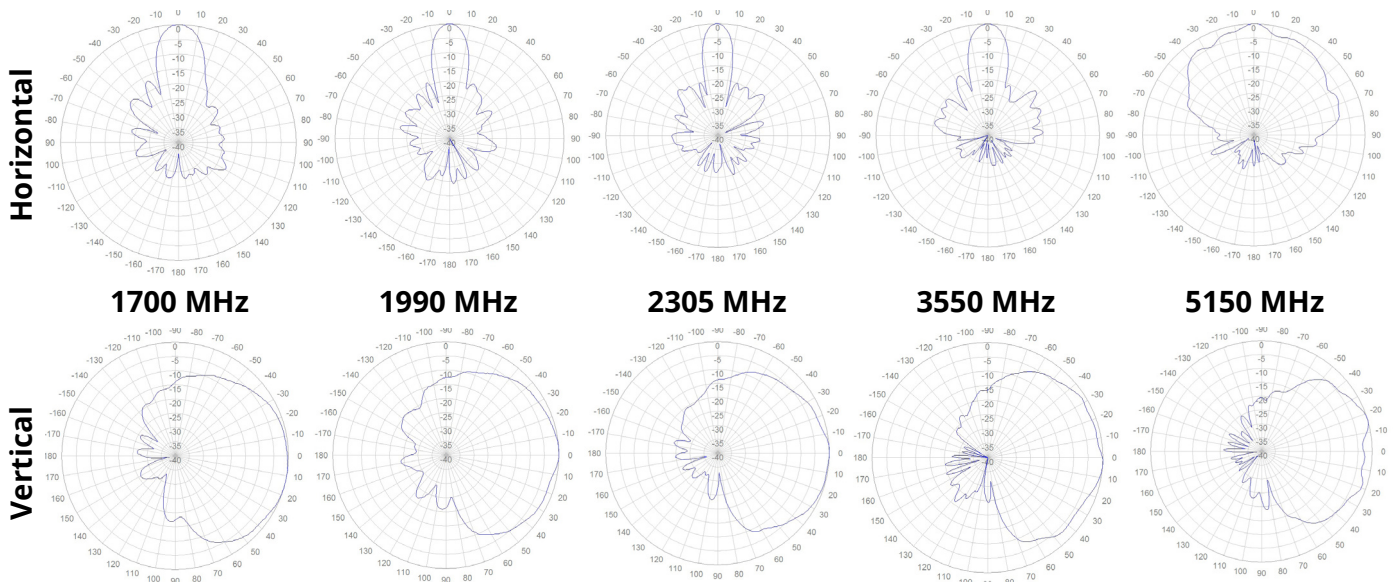


Labeling Right Side (Close-up View)


Release Date: May 31, 2017; Revision: S-3 : RFD#6481

Additional Technical Information

Antenna Patterns



Part Numbers, Ordering Options and Accessories

Description:	Part Number:
Antenna with 10x 4.3-10 DIN (F) Connectors	04127265-06481-2
Mounting Bracket(s):	Part Number:
<p>2 Axis Pole/Wall Mounting Bracket (150 mph)</p> <p>Galtronics' mounting bracket offers an easy installation solution to mount Galtronics' stadium antennas to either a pole or a wall. When attaching the antenna to a wall please make sure to select appropriate fasteners (not included).</p>	 <p>62-28-09</p>

Matting Male Connector Torque:
4.3-10: 3.7 ft-lb (5 Nm)